

Filing & Storage



**Four Post Shelving
Mobile Track Systems
Tambour Door Cabinets
Rotary Files
Flipper Door Cabinets
Personal Workstation
Organizers
Mobile File Carts
Vertical Hanging Files
Plan Files**

FOUR POST SHELVING

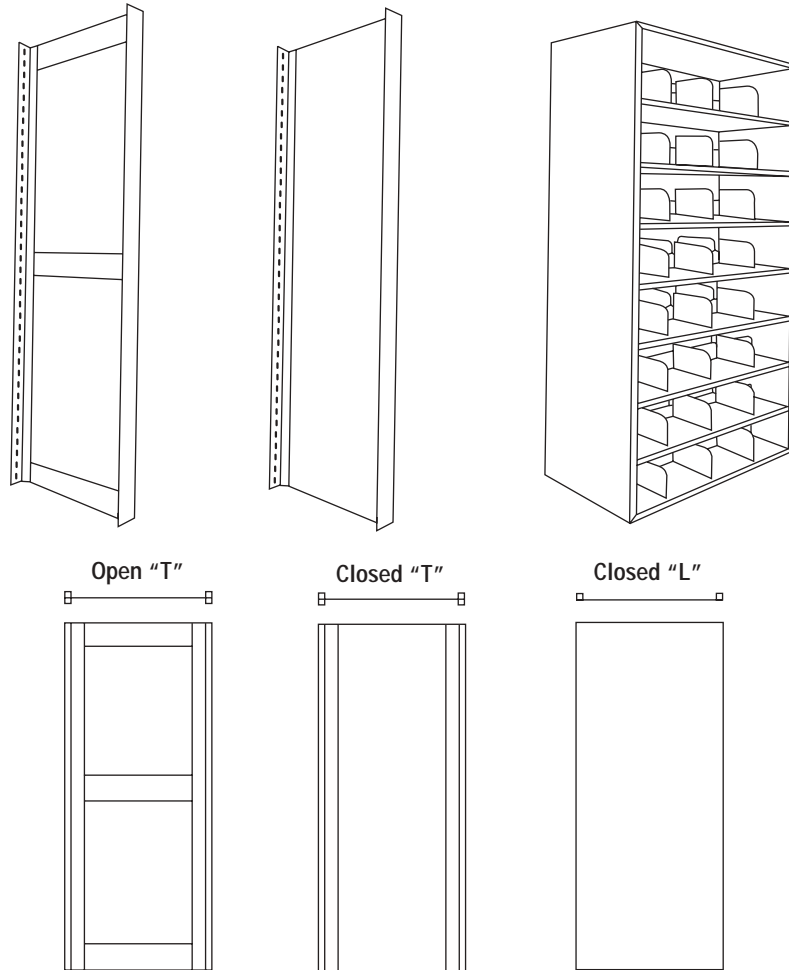
Mayline Customer Service: 1-800-822-8037

A complete starter section unit includes two uprights, the required number of shelves (36", 42" or 48" wide), center stops or back stops, shelf supports, shelf reinforcements as required, and one canopy top. Shelves are 22 gauge steel. Adder units include the previously mentioned parts with one upright, closed or open. (Note: Shelf supports and reinforcements are standard in Pebble Gray.)

Choose from either closed "L" uprights, closed "T" uprights, or open "T" uprights. "T" uprights are normally for internal range support, while closed "L" uprights provide a more finished external appearance.

Dividers are not included, but are required when using standard back stops or center stops.

Standard Finishes: Pebble Gray, Sand, Graphite, Tan Value 1




PRODUCT NUMBERING SYSTEM FOR FOUR POST SHELVING

Product Number Example: **FL3624868S**

F	Four Post Shelving
L, T or O	Shelving Type ("L" for Closed L-Upright, "T" for Closed T-Upright, and "O" for Open T-Upright.)
36	Shelving Width in Inches (36, 42 or 48)
24	Shelving Depth in Inches (12, 15, 24, or 30)
86	Upright Height in Inches (65, 76, 86, or 97))
8	Number of Usable Shelves (6, 7, 8, or 9)
S	Starter

Starter Units with Two Closed "L" Uprights

Model No.	W	D	H	Wt.	List Price
FL3612656S	36 5/16"	12"	65"	92 #	\$368
FL3615656S	36 5/16"	15"	65"	108 #	\$393
FL3624656S	36 5/16"	24"	65"	160 #	\$501
FL3630656S	36 5/16"	30"	65"	196 #	\$584
FL4212656S	42 5/16"	12"	65"	103 #	\$402
FL4215656S	42 5/16"	15"	65"	119 #	\$441
FL4224656S	42 5/16"	24"	65"	176 #	\$556
FL4230656S	42 5/16"	30"	65"	215 #	\$653
FL4812656S	48 5/16"	12"	65"	112 #	\$430
FL4815656S	48 5/16"	15"	65"	130 #	\$462
FL4824656S	48 5/16"	24"	65"	194 #	\$614
FL4830656S	48 5/16"	30"	65"	233 #	\$681



Adder Units with Open "T" Upright

Model No.	W	D	H	Wt.	List Price
FO3612656A	36 5/16"	12"	65"	72 #	\$312
FO3615656A	36 5/16"	15"	65"	81 #	\$334
FO3624656A	36 5/16"	24"	65"	113 #	\$426
FO3630656A	36 5/16"	30"	65"	136 #	\$485
FO4212656A	42 5/16"	12"	65"	83 #	\$346
FO4215656A	42 5/16"	15"	65"	93 #	\$382
FO4224656A	42 5/16"	24"	65"	129 #	\$481
FO4230656A	42 5/16"	30"	65"	155 #	\$554
FO4812656A	48 5/16"	12"	65"	92 #	\$374
FO4815656A	48 5/16"	15"	65"	104 #	\$403
FO4824656A	48 5/16"	24"	65"	148 #	\$539
FO4830656A	48 5/16"	30"	65"	174 #	\$582

With Closed "T" Upright


Model No.	Wt.	List Price
FT3612656A	76 #	\$320
FT3615656A	88 #	\$343
FT3624656A	129 #	\$440
FT3630656A	158 #	\$510
FT4212656A	87 #	\$354
FT4215656A	99 #	\$391
FT4224656A	145 #	\$495
FT4230656A	177 #	\$579
FT4812656A	95 #	\$382
FT4815656A	111 #	\$412
FT4824656A	164 #	\$553
FT4830656A	196 #	\$607

12" and 15" deep are single entry. 24" and 30" deep are double entry.

DIVIDERS NOT INCLUDED. Dividers recommended per shelf: 3 per 36" shelf, 4 per 42" and 48" shelves. Dividers required for use with center stops. Shelves are 22-gauge. Call factory for 18-gauge shelf prices.

Starter Units with Two Closed "L" Uprights

Model No.	W	D	H	Wt.	List Price
FL3612767S	36 5/16"	12"	76"	105 #	\$421
FL3615767S	36 5/16"	15"	76"	124 #	\$447
FL3624767S	36 5/16"	24"	76"	184 #	\$578
FL3630767S	36 5/16"	30"	76"	226 #	\$651
FL4212767S	42 5/16"	12"	76"	119 #	\$460
FL4215767S	42 5/16"	15"	76"	137 #	\$502
FL4224767S	42 5/16"	24"	76"	202 #	\$641
FL4230767S	42 5/16"	30"	76"	248 #	\$737
FL4812767S	48 5/16"	12"	76"	129 #	\$492
FL4815767S	48 5/16"	15"	76"	150 #	\$526
FL4824767S	48 5/16"	24"	76"	224 #	\$708
FL4830767S	48 5/16"	30"	76"	269 #	\$769



Adder Units with Open "T" Upright

Model No.	W	D	H	Wt.	List Price
FO3612767A	36 5/16"	12"	76"	83 #	\$352
FO3615767A	36 5/16"	15"	76"	93 #	\$377
FO3624767A	36 5/16"	24"	76"	130 #	\$481
FO3630767A	36 5/16"	30"	76"	156 #	\$551
FO4212767A	42 5/16"	12"	76"	96 #	\$392
FO4215767A	42 5/16"	15"	76"	105 #	\$432
FO4224767A	42 5/16"	24"	76"	148 #	\$544
FO4230767A	42 5/16"	30"	76"	177 #	\$630
FO4812767A	48 5/16"	12"	76"	105 #	\$423
FO4815767A	48 5/16"	15"	76"	119 #	\$456
FO4824767A	48 5/16"	24"	76"	170 #	\$611
FO4830767A	48 5/16"	30"	76"	199 #	\$662

With Closed "T" Upright

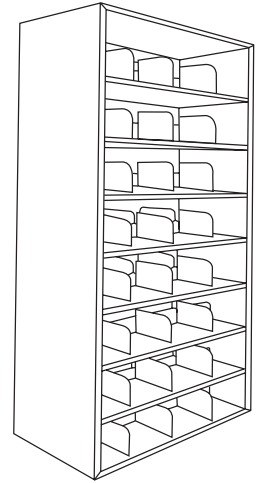
Model No.	Wt.	List Price
FT3612767A	87 #	\$366
FT3615767A	101 #	\$391
FT3624767A	149 #	\$506
FT3630767A	182 #	\$579
FT4212767A	101 #	\$405
FT4215767A	114 #	\$446
FT4224767A	167 #	\$569
FT4230767A	204 #	\$658
FT4812767A	110 #	\$437
FT4815767A	127 #	\$470
FT4824767A	189 #	\$636
FT4830767A	225 #	\$690

12" and 15" deep are single entry. 24" and 30" deep are double entry.

DIVIDERS NOT INCLUDED. Dividers recommended per shelf: 3 per 36" shelf, 4 per 42" and 48" shelves. Dividers required for use with center stops. Shelves are 22-gauge. Call factory for 18-gauge shelf prices.

Starter Units with Two Closed "L" Uprights

Model No.	W	D	H	Wt.	List Price
FL3612868S	36 5/16"	12"	86"	124 #	\$467
FL3615868S	36 5/16"	15"	86"	135 #	\$502
FL3624868S	36 5/16"	24"	86"	213 #	\$636
FL3630868S	36 5/16"	30"	86"	260 #	\$729
FL4212868S	42 5/16"	12"	86"	139 #	\$511
FL4215868S	42 5/16"	15"	86"	169 #	\$564
FL4224868S	42 5/16"	24"	86"	233 #	\$707
FL4230868S	42 5/16"	30"	86"	284 #	\$818
FL4812868S	48 5/16"	12"	86"	150 #	\$547
FL4815868S	48 5/16"	15"	86"	174 #	\$591
FL4824868S	48 5/16"	24"	86"	258 #	\$783
FL4830868S	48 5/16"	30"	86"	308 #	\$854



Adder Units with Open "T" Upright

Model No.	W	D	H	Wt.	List Price
FO3612868A	36 5/16"	12"	86"	93 #	\$392
FO3615868A	36 5/16"	15"	86"	105 #	\$436
FO3624868A	36 5/16"	24"	86"	146 #	\$539
FO3630868A	36 5/16"	30"	86"	175 #	\$617
FO4212868A	42 5/16"	12"	86"	108 #	\$436
FO4215868A	42 5/16"	15"	86"	119 #	\$482
FO4224868A	42 5/16"	24"	86"	166 #	\$610
FO4230868A	42 5/16"	30"	86"	199 #	\$706
FO4812868A	48 5/16"	12"	86"	119 #	\$472
FO4815868A	48 5/16"	15"	86"	132 #	\$501
FO4824868A	48 5/16"	24"	86"	191 #	\$686
FO4830868A	48 5/16"	30"	86"	223 #	\$742

With Closed "T" Upright


Model No.	Wt.	List Price
FT3612868A	101 #	\$409
FT3615868A	107 #	\$440
FT3624868A	170 #	\$563
FT3630868A	208 #	\$647
FT4212868A	115 #	\$453
FT4215868A	136 #	\$502
FT4224868A	191 #	\$634
FT4230868A	232 #	\$744
FT4812868A	126 #	\$489
FT4815868A	146 #	\$529
FT4824868A	215 #	\$710
FT4830868A	256 #	\$772

12" and 15" deep are single entry. 24" and 30" deep are double entry.

DIVIDERS NOT INCLUDED. Dividers recommended per shelf: 3 per 36" shelf, 4 per 42" and 48" shelves. Dividers required for use with center stops. Shelves are 22-gauge. Call factory for 18-gauge shelf prices.

Starter Units with Two Closed "L" Uprights

Model No.	W	D	H	Wt.	List Price
FL3612979S	36 5/16"	12"	97"	139 #	\$522
FL3615979S	36 5/16"	15"	97"	162 #	\$556
FL3624979S	36 5/16"	24"	97"	238 #	\$709
FL3630979S	36 5/16"	30"	97"	291 #	\$801
FL4212979S	42 5/16"	12"	97"	155 #	\$571
FL4215979S	42 5/16"	15"	97"	178 #	\$625
FL4224979S	42 5/16"	24"	97"	261 #	\$788
FL4230979S	42 5/16"	30"	97"	318 #	\$900
FL4812979S	48 5/16"	12"	97"	167 #	\$611
FL4815979S	48 5/16"	15"	97"	195 #	\$655
FL4824979S	48 5/16"	24"	97"	288 #	\$873
FL4830979S	48 5/16"	30"	97"	345 #	\$940



Adder Units with Open "T" Upright

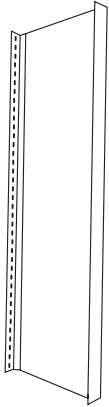
Model No.	W	D	H	Wt.	List Price
FO3612979A	36 5/16"	12"	97"	104 #	\$432
FO3615979A	36 5/16"	15"	97"	116 #	\$463
FO3624979A	36 5/16"	24"	97"	162 #	\$595
FO3630979A	36 5/16"	30"	97"	194 #	\$682
FO4212979A	42 5/16"	12"	97"	120 #	\$481
FO4215979A	42 5/16"	15"	97"	133 #	\$532
FO4224979A	42 5/16"	24"	97"	185 #	\$674
FO4230979A	42 5/16"	30"	97"	221 #	\$781
FO4812979A	48 5/16"	12"	97"	132 #	\$521
FO4815979A	48 5/16"	15"	97"	149 #	\$562
FO4824979A	48 5/16"	24"	97"	212 #	\$759
FO4830979A	48 5/16"	30"	97"	248 #	\$821

With Closed "T" Upright

Model No.	Wt.	List Price
FT3612979A	112 #	\$456
FT3615979A	130 #	\$488
FT3624979A	190 #	\$627
FT3630979A	232 #	\$715
FT4212979A	128 #	\$505
FT4215979A	146 #	\$557
FT4224979A	213 #	\$706
FT4230979A	259 #	\$814
FT4812979A	141 #	\$545
FT4815979A	163 #	\$587
FT4824979A	240 #	\$791
FT4830979A	286 #	\$854

12" and 15" deep are single entry. 24" and 30" deep are double entry.

DIVIDERS NOT INCLUDED. Dividers recommended per shelf: 3 per 36" shelf, 4 per 42" and 48" shelves. Dividers required for use with center stops. Shelves are 22-gauge. Call factory for 18-gauge shelf prices.

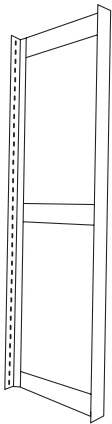


Closed "L"-Uprights

Model No.	D	Wt.	List Price	Model No.	D	Wt.	List Price
65" Height				86" Height			
F1265L	12"	16 #	\$48	F1286L	12"	21 #	\$58
F1565L	15"	20 #	\$50	F1586L	15"	26 #	\$62
F2465L	24"	31 #	\$61	F2486L	24"	40 #	\$73
F3065L	30"	38 #	\$74	F3086L	30"	50 #	\$82
76" Height				97" Height			
F1276L	12"	19 #	\$55	F1297L	12"	24 #	\$66
F1576L	15"	23 #	\$56	F1597L	15"	30 #	\$68
F2476L	24"	36 #	\$72	F2497L	24"	45 #	\$82
F3076L	30"	44 #	\$79	F3097L	30"	56 #	\$86

Closed "T"-Uprights

Model No.	D	Wt.	List Price	Model No.	D	Wt.	List Price
65" Height				86" Height			
F1265T	12"	16 #	\$48	F1286T	12"	21 #	\$58
F1565T	15"	20 #	\$50	F1586T	15"	26 #	\$62
F2465T	24"	31 #	\$61	F2486T	24"	40 #	\$73
F3065T	30"	38 #	\$74	F3086T	30"	50 #	\$82
76" Height				97" Height			
F1276T	12"	19 #	\$55	F1297T	12"	24 #	\$66
F1576T	15"	23 #	\$56	F1597T	15"	30 #	\$68
F2476T	24"	36 #	\$72	F2497T	24"	45 #	\$82
F3076T	30"	44 #	\$79	F3097T	30"	56 #	\$86



Open Uprights (OP)

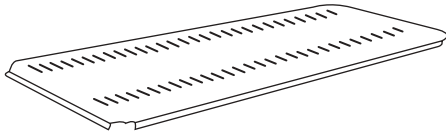
Model No.	D	Wt.	List Price	Model No.	D	Wt.	List Price
65" Height				86" Height			
F1265OP	12"	13 #	\$40	F1286OP	12"	16 #	\$41
F1565OP	15"	13 #	\$41	F1586OP	15"	17 #	\$42
F2465OP	24"	15 #	\$47	F2486OP	24"	19 #	\$49
F3065OP	30"	16 #	\$49	F3086OP	30"	20 #	\$52
76" Height				97" Height			
F1276OP	12"	15 #	\$41	F1297OP	12"	18 #	\$42
F1576OP	15"	15 #	\$42	F1597OP	15"	19 #	\$43
F2476OP	24"	17 #	\$47	F2497OP	24"	20 #	\$50
F3076OP	30"	18 #	\$51	F3097OP	30"	21 #	\$53

Additional heights available; call factory for dimensions and pricing.

Slotted Shelves (SLF)

Model No.	D	Wt.	List Price
36" Width			
F3612SLF	12"	5 #	\$19
F3615SLF	15"	6 #	\$22
F3624SLF	24"	10 #	\$30
F3630SLF	30"	13 #	\$33
42" Width			
F4212SLF	12"	6 #	\$21
F4215SLF	15"	7 #	\$26
F4224SLF	24"	12 #	\$35
F4230SLF	30"	15 #	\$40
48" Width			
F4812SLF	12"	7 #	\$23
F4815SLF	15"	8 #	\$27
F4824SLF	24"	13 #	\$37
F4830SLF	30"	17 #	\$42

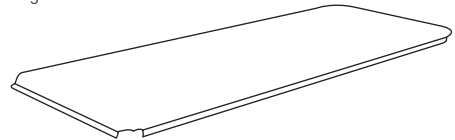
Note: Order two supports per shelf.



Unslotted Shelves, or Canopy Top (SU)

Model No.	D	Wt.	List Price
36" Width			
F3612SU	12"	5 #	\$17
F3615SU	15"	6 #	\$20
F3624SU	24"	10 #	\$28
F3630SU	30"	13 #	\$31
42" Width			
F4212SU	12"	6 #	\$19
F4215SU	15"	7 #	\$24
F4224SU	24"	12 #	\$33
F4230SU	30"	15 #	\$38
48" Width			
F4812SU	12"	7 #	\$21
F4815SU	15"	8 #	\$25
F4824SU	24"	13 #	\$35
F4830SU	30"	17 #	\$40

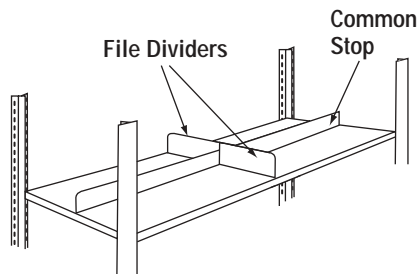
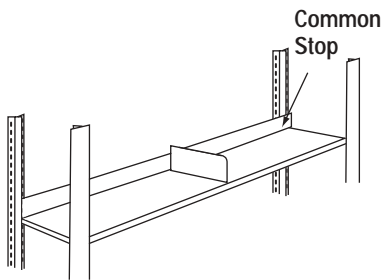
Note: Order two supports per shelf. Shelves are 22-gauge. Call factory for 18 gauge pricing.

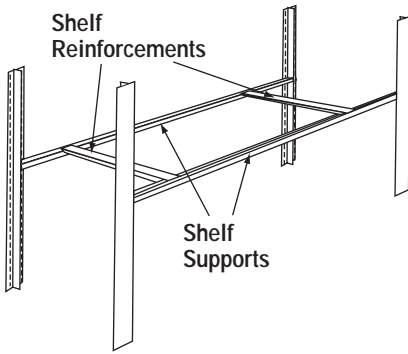


Common Stops (CS)

Model No.	W	H	Wt.	List Price
F36CS	36"	3 1/2"	1 1/2 #	\$7.50
F42CS	42"	3 1/2"	1 3/4 #	\$8.50
F48CS	48"	3 1/2"	2 #	\$9.50

Note: Dividers are required when using common stops.





	36"	42"	48"
24"	1	1	2
30"	2	2	2

Number of Shelf Reinforcements required per loaded shelf.

Shelf Supports (SS)

Model No.	W	H	Wt.	List Price
F36SS	36"	3/4"	1 1/4 #	\$6.50
F42SS	42"	3/4"	1 1/2 #	\$7.50
F48SS	48"	3/4"	1 3/4 #	\$8

Note: Shelf supports are not interchangeable with bottom shelf supports. Pebble Gray only.

Shelf Support Bottom (SSB)

F36SSB	36"	3/4"	1 1/4 #	\$9
F42SSB	42"	3/4"	1 1/2 #	\$10
F48SSB	48"	3/4"	1 1/4 #	\$11

Note: Bottom shelf must be supported by bottom shelf supports when mounted on a mobile carriage. Pebble Gray only.

Shelf Reinforcements (SR)

F24SR	24"	3/4"	1/2 #	\$5
F30SR	30"	3/4"	3/4 #	\$5.50

Note: Pebble Gray only.

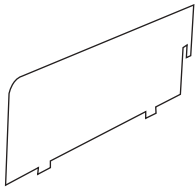
Adjustable File Dividers (DV)

Standard Pack of 6:

Model No.	W	H	Wt.	List Price
F12DV6	12"	6"	6 #	\$24
F15DV6	15"	6"	7 1/2 #	\$27

Standard Pack of 24:

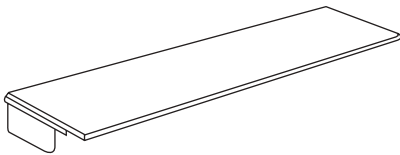
F12DV24	12"	6"	25 #	\$96
F15DV24	15"	6"	32 #	\$108



Pullout Reference Shelves (RS)

Model No.	W	D	Wt.	List Price
F3612RS	36"	12"	20 #	\$82
F4212RS	42"	12"	21 1/4 #	\$86
F4812RS	48"	12"	25 3/4 #	\$88

Note: Reference shelves can be mounted in any four post shelving unit 12" or deeper.



Base Kick Plates (KP)


To be used with standard shelf supports on bottom shelf.

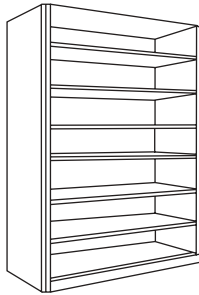
Model No.	W	D	Wt.	List Price
F3602KP	36"	2"	2 #	\$14
F4202KP	42"	2"	2 1/4 #	\$15
F4802KP	48"	2"	2 1/2 #	\$16
F3606KP	36"	6"	6 #	\$24
F4206KP	42"	6"	6 3/4 #	\$25
F4806KP	48"	6"	7 1/2 #	\$29

Card Holders (CH)

Standard Pack of 5:

Model No.	W	D	Wt.	List Price
A35CH5	5"	3"	2 1/2 #	\$35





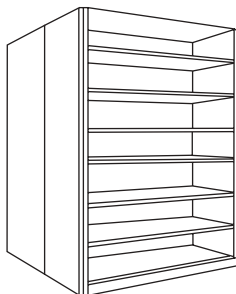
Back Security Panels (BP)

Used to enclose the back of a single faced unit.

Model No.	W	H	Wt.	List Price
F3665BP	36"	65"	41 #	\$56
F4265BP	42"	65"	49 #	\$65
F4865BP	48"	65"	57 #	\$75
F3676BP	36"	76"	47 #	\$63
F4276BP	42"	76"	55 #	\$73
F4876BP	48"	76"	63 #	\$87
F3686BP	36"	86"	53 #	\$72
F4286BP	42"	86"	60 #	\$90
F4886BP	48"	86"	67 #	\$105
F3697BP	36"	97"	60 #	\$96
F4297BP	42"	97"	67 #	\$104
F4897BP	48"	97"	74 #	\$115

Center Panels (CP)

Used to close the center of back-to-back single faced units. Cannot be used with four post double-faced shelving.



F3665CP	36"	65"	41 #	\$54
F4265CP	42"	65"	49 #	\$62
F4865CP	48"	65"	57 #	\$72
F3676CP	36"	76"	47 #	\$59
F4276CP	42"	76"	55 #	\$65
F4876CP	48"	76"	63 #	\$74
F3686CP	36"	86"	53 #	\$81
F4286CP	42"	86"	60 #	\$95
F4886CP	48"	86"	67 #	\$103
F3697CP	36"	97"	60 #	\$86
F4297CP	42"	97"	67 #	\$97
F4897CP	48"	97"	74 #	\$108

Wall Mounting Kit (WMK)

Used to secure shelving to wall.

AWMK	—	—	4 #	\$54
------	---	---	-----	------

Actual Width Dimensions

Stationary or Mobile			Mobile Only		
Nominal Shelf Width	(LFI) Useable Space/Shelf	Actual Unit Width	Add for End Panel Assembly	Add for Clearance at Rear Wall	Add for Handle on 820 Systems
36	34.81	36.31	3.75	4.25	3.62
42	40.81	42.31	3.75	4.25	3.62
48	46.81	48.31	3.75	4.25	3.62

Actual Height Dimensions			Actual Base Dimensions Base Depth*		
	76"	86"	Nominal Shelf Depth	Fixed	810 or 820
Upright	75.78	86.28	12	12.00	19.00
Base & Track	6.25	6.25	15	15.00	19.00
Overall	82.03	92.53	24	24.00	25.00
			30	30.00	31.00

*Depth includes the 1" bumpers.

Steel Material Gauges:

Shelf	22	Shelf Reinforcement	14	Shaft Diameter	3/4"
Upright	18	Base Skirts	16	Wheel Diameter	4 5/8"
End Panel	18	End Filler Panel	18		
Dividers	18	Wheel Channel	11		
Shelf Support	11				




Media Weight:

Letter Size Material:	2 # per LFI
Legal Size Material:	2 1/2 # per LFI

NOTE: EACH SHELF HAS A MAXIMUM WEIGHT CAPACITY OF 240 LBS. OF UNIFORMLY DISTRIBUTED STATIC LOAD.

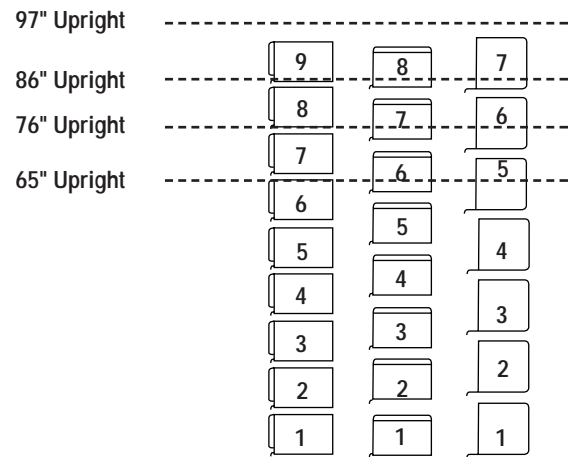
CONFIGURATION GUIDE

Configuration Guide for Mixed Media Applications

Media	Description	Clearance Space	Upright Space Required
	Letter/Legal Side Tab	9 3/4"	10 1/2"
	Letter/Legal Standard Top Tab, 1/3 cut	11 1/4"	12"
	3-Ring Binders	12 3/4"	13 1/2"

To determine the height of a unit with media not listed above, first determine the height of the media and add 3/4". Then, round that figure up to the next number divisible by 1 1/2 (because the uprights are slotted on 1 1/2" centers), then multiply that number by the number of tiers desired. Then add 1 1/2" for space that is allotted for the reference shelf. Lastly, add 3/4" for the canopy.

Media Storage Capacities



	Letter/Legal Side Tab	Letter/Std. Top Tab	3-Ring Binders
97" Upright	9	8	7
86" Upright	8	7	6
76" Upright	7	6	5
65" Upright	6	5	4

To increase filing density, Four-Post Shelving can also mount to the Kwik-Track system creating either a bi-file or tri-file lateral sliding shelving system. In either configuration, the rear row of shelves are stationary with shelves in front mounted into a sliding carriage on a track mounted to the floor.

- Heavy-duty aluminum track construction supports 3,500# per carriage.
- Anti-tip arm built into base for stability and easy installation.
- Systems are complete with shelving and track systems. Dividers are not included. (see page 89)
- Track system has a brushed aluminum finish. Floor mounting hardware included.
- All systems are letter depth, 12"D shelving only.
- **Standard paint finishes:** Pebble Gray, Sand, Tan Value 1, Graphite

Model No.	Description	Dimensions	Wt.	List Price
Starter/Adder Systems (does not include shelving)				
STTLST4	2/1 Starter Track, Letter	75"W x 27"D	38 #	\$742
STTLADD4	1/1 Adder Track, Letter	38"W x 27"D	23 #	\$510
FP36721	2/1, 36"L, 7-High System	75"W x 27"D	350 #	\$1937
FP36732	3/2, 36"L, 7-High System	113"W x 27"D	600 #	\$3329
FP36743	4/3, 36"L, 7-High System	151"W x 27"D	850 #	\$4680
FP367211	2/1/1, 36"L, 7-High System	75"W x 42"D	500 #	\$3132
FP367322	3/2/2, 36"L, 7-High System	113"W x 42"D	850 #	\$5453
FP367433	4/3/3, 36"L, 7-High System	151"W x 42"D	1150 #	\$7776
FP36821	2/1, 36"L, 8-High System	75"W x 27"D	375 #	\$2068
FP36832	3/2, 36"L, 8-High System	113"W x 27"D	625 #	\$3545
FP36843	4/3, 36"L, 8-High System	151"W x 27"D	900 #	\$4981
FP368211	2/1/1, 36"L, 8-High System	75"W x 42"D	525 #	\$3308
FP368322	3/2/2, 36"L, 8-High System	113"W x 42"D	850 #	\$5760
FP368433	4/3/3, 36"L, 8-High System	151"W x 42"D	1200 #	\$8213
FP42721	2/1, 42"L, 7-High System	87"W x 27"D	400 #	\$2075
FP42732	3/2, 42"L, 7-High System	137"W x 27"D	700 #	\$3446
FP42743	4/3, 42"L, 7-High System	175"W x 27"D	950 #	\$4836
FP427211	2/1/1, 42"L, 7-High System	87"W x 42"D	600 #	\$3249
FP427322	3/2/2, 42"L, 7-High System	137"W x 42"D	950 #	\$5648
FP427433	4/3/3, 42"L, 7-High System	175"W x 42"D	1250 #	\$8049
FP42821	2/1, 42"L, 8-High System	87"W x 27"D	475 #	\$2200
FP42832	3/2, 42"L, 8-High System	137"W x 27"D	725 #	\$3765
FP42843	4/3, 42"L, 8-High System	175"W x 27"D	1000 #	\$5289
FP428211	2/1/1, 42"L, 8-High System	87"W x 42"D	625 #	\$3484
FP428322	3/2/2, 42"L, 8-High System	137"W x 42"D	950 #	\$6068
FP428433	4/3/3, 42"L, 8-High System	175"W x 42"D	1300 #	\$8653



2/1
2 Rows; 2 Fixed, 1 Movable



2/1/1
3 Rows; 2 Fixed, 2 Movable



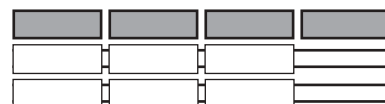
3/2
2 Rows; 3 Fixed, 2 Movable



3/2/2
3 Rows; 3 Fixed, 4 Movable



4/3
2 Rows; 4 Fixed, 3 Movable

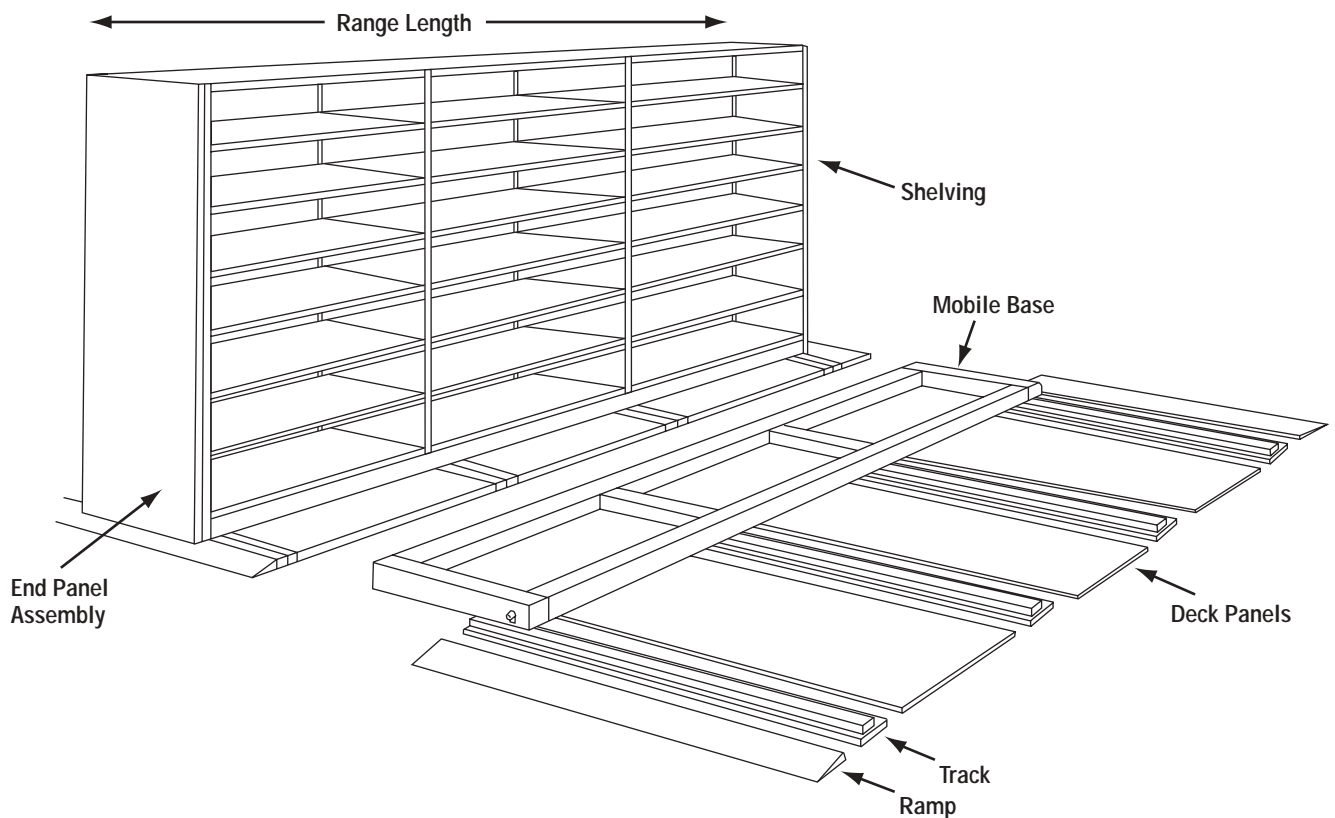


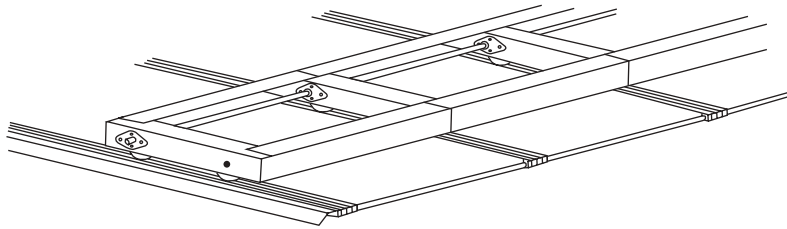
4/3/3
3 Rows; 4 Fixed, 6 Movable

To convert stationary shelving to mobile shelving, simply add the following: The appropriate mobile base, track, ramp, deck and end panel assembly (which includes the drive assembly for each system).

To create a mobile system, complete the following steps:

1. Select shelving type and size based on customer requirements. (See stationary shelving section.)
2. Lay out rough floor plan.
3. Select mobile bases.
4. Determine end panel assembly required. (Fixed, mobile: manual, mechanical assist or electrical)
5. Specify number of tracks and length.
6. Order ramp and deck sections.
7. Determine what optional safety accessories and components will be required.





Model No.	FIXED			810			820		
	D	Wt.	List Price	D	Wt.	List Price	D	Wt.	List Price
36" Wide									
MBF3612	12"	19 #	\$109	19"	31 #	\$223	19"	38 #	\$334
MBF3615	15"	20 #	\$113	19"	31 #	\$223	19"	38 #	\$334
MBF3624	24"	25 #	\$122	25"	34 #	\$232	25"	41 #	\$338
MBF3630	30"	28 #	\$131	31"	37 #	\$246	31"	44 #	\$344
42" Wide									
MBF4212	12"	21 #	\$121	19"	34 #	\$234	19"	41 #	\$349
MBF4215	15"	22 #	\$122	19"	34 #	\$234	19"	41 #	\$349
MBF4224	24"	27 #	\$133	25"	37 #	\$240	25"	44 #	\$353
MBF4230	30"	29 #	\$141	31"	40 #	\$256	31"	47 #	\$359
48" Wide									
MBF4812	12"	24 #	\$122	19"	40 #	\$238	19"	45 #	\$351
MBF4815	15"	25 #	\$130	19"	40 #	\$238	19"	45 #	\$351
MBF4824	24"	30 #	\$138	25"	41 #	\$245	25"	48 #	\$358
MBF4830	30"	31 #	\$148	31"	45 #	\$262	31"	51 #	\$361
72" Wide									
MBF7212	12"	48 #	\$186	19"	72 #	\$380	19"	86 #	\$565
MBF7215	15"	50 #	\$192	19"	72 #	\$380	19"	86 #	\$565
MBF7224	24"	62 #	\$208	25"	78 #	\$392	25"	92 #	\$574
MBF7230	30"	68 #	\$222	31"	84 #	\$419	31"	98 #	\$585

- For handicap carriages, change MBFXXXX to MBFHXXXX, and add \$86 to each range.
- Indicate drive system after MBFXXXX.
- For all ranges to be a constant height, "FIX" mobile bases are required under all stationary ranges.
- Depth dimension includes a 1" bumper.
- 810 = Manual
- 820 = Mechanical Assist

Model No.	H	D	FIXED			810			820S		820D		820H	
			W	Wt.	List Price	W	Wt.	List Price	Wt.	List Price	Wt.	List Price	Wt.	List Price
65" High														
MAF1265	71"	4"	12"	69 #	\$307	19"	109 #	\$458	123 #	\$638	125 #	\$758	126 #	\$825
MAF1565	71"	4"	15"	79 #	\$332	19"	109 #	\$458	123 #	\$638	125 #	\$758	126 #	\$825
MAF2465	71"	4"	24"	113 #	\$386	25"	132 #	\$483	148 #	\$668	152 #	\$787	155 #	\$856
MAF3065	71"	4"	30"	134 #	\$406	31"	153 #	\$504	169 #	\$687	173 #	\$805	176 #	\$878
76" High														
MAF1276	82"	4"	12"	75 #	\$322	19"	119 #	\$470	135 #	\$652	136 #	\$772	139 #	\$839
MAF1576	82"	4"	15"	87 #	\$345	19"	119 #	\$470	135 #	\$652	136 #	\$772	139 #	\$839
MAF2476	82"	4"	24"	126 #	\$405	25"	145 #	\$503	161 #	\$685	165 #	\$805	168 #	\$872
MAF3076	82"	4"	30"	151 #	\$429	31"	170 #	\$528	186 #	\$710	190 #	\$829	193 #	\$897
86" High														
MAF1286	92"	4"	12"	81 #	\$337	19"	129 #	\$483	145 #	\$666	149 #	\$785	152 #	\$852
MAF1586	92"	4"	15"	95 #	\$358	19"	129 #	\$483	145 #	\$666	149 #	\$785	152 #	\$852
MAF2486	92"	4"	24"	139 #	\$423	25"	158 #	\$522	174 #	\$703	178 #	\$823	181 #	\$888
MAF3086	92"	4"	30"	168 #	\$452	31"	187 #	\$552	203 #	\$733	207 #	\$853	210 #	\$917
97" High														
MAF1297	103"	4"	12"	87 #	\$352	19"	139 #	\$496	155 #	\$680	162 #	\$799	165 #	\$866
MAF1597	103"	4"	15"	103 #	\$370	19"	139 #	\$496	155 #	\$680	162 #	\$799	165 #	\$866
MAF2497	103"	4"	24"	152 #	\$442	25"	171 #	\$542	187 #	\$720	191 #	\$842	194 #	\$904
MAF3097	103"	4"	30"	185 #	\$475	31"	204 #	\$576	220 #	\$756	224 #	\$877	227 #	\$936

- Call factory for custom sizes and laminated end panel pricing.
- **Note:** Card holders not included. See page 95.
- 820S = Single Drive
- 820D = Dual Drive
- 820H = Heavy Duty

OPTIONAL END PANELS FOR FINISHING SECOND END OF A 4-POST RANGE

Model No.	FIXED		MNC*		810		820S		820D		820H	
	Wt.	List Price	Wt.	List Price	Wt.	List Price	Wt.	List Price	Wt.	List Price	Wt.	List Price
65" High												
MDF1265	47 #	\$213	64 #	\$236	69 #	\$263	80 #	\$514	78 #	\$641	81 #	\$709
MDF1565	55 #	\$224	64 #	\$236	69 #	\$263	80 #	\$514	78 #	\$641	81 #	\$709
MDF2465	82 #	\$245	84 #	\$245	90 #	\$275	100 #	\$547	104 #	\$673	107 #	\$740
MDF3065	101 #	\$259	104 #	\$259	110 #	\$286	120 #	\$565	124 #	\$691	127 #	\$762
76" High												
MDF1276	51 #	\$220	71 #	\$243	76 #	\$270	87 #	\$529	88 #	\$654	91 #	\$725
MDF1576	60 #	\$232	71 #	\$243	76 #	\$270	87 #	\$529	88 #	\$654	91 #	\$725
MDF2476	92 #	\$254	94 #	\$254	100 #	\$283	110 #	\$564	114 #	\$690	117 #	\$758
MDF3076	111 #	\$266	114 #	\$266	120 #	\$293	130 #	\$589	134 #	\$715	137 #	\$785
86" High												
MDF1286	55 #	\$227	78 #	\$250	83 #	\$278	94 #	\$544	98 #	\$669	101 #	\$739
MDF1586	65 #	\$239	78 #	\$250	83 #	\$278	94 #	\$544	98 #	\$669	101 #	\$739
MDF2486	102 #	\$262	104 #	\$262	110 #	\$290	120 #	\$581	124 #	\$706	127 #	\$776
MDF3086	121 #	\$273	124 #	\$273	130 #	\$300	140 #	\$613	144 #	\$739	147 #	\$807
97" High												
MDF1297	59 #	\$235	85 #	\$258	90 #	\$285	101 #	\$558	108 #	\$683	111 #	\$753
MDF1597	70 #	\$246	85 #	\$258	90 #	\$285	101 #	\$558	108 #	\$683	111 #	\$753
MDF2497	112 #	\$270	114 #	\$270	120 #	\$297	130 #	\$598	134 #	\$723	137 #	\$795
MDF3097	131 #	\$281	134 #	\$281	140 #	\$308	150 #	\$637	154 #	\$764	157 #	\$830

- *MNC: Movable range, but no drive control.
- Call factory for custom sizes and laminated end panel pricing.
- **Note:** Card holders not included. See page 95.
- Recommended when both ends of a range are visible.

TRACK, RAMP, AND DECK

Mayline Customer Service: 1-800-822-8037

The Mobile Aisle part numbering system has changed. 2 different types of tracks are offered: starters and adders. Starters range between 4 and 48 inches. All adders are either 48 or 36 inches (36 inch adders are only to be used in rare circumstances). Three different types of ramps: the steel ramp, handicap ramp with carpet, and unfinished handicap ramp, are still offered. All ramps range between a minimum of 8 inches to a maximum of 48 inches. If you have any questions concerning the ordering of the tracks and ramps please contact Customer Service at 1-800-822-8037.

Track

Model No.	Description	Wt.	List Price
Starter Tracks			
MAT4S	Mobile Aisle Track, 4" Starter	0.6 #/inch	\$183
MAT48S	Mobile Aisle Track, 48" Starter	30 #	\$183
Starters can range from a minimum of 4" to a maximum of 48". (e.g. 16"L Starter = MAT16S) All starters are \$183 List.			
Adder-Track			
MAT48A	Mobile Aisle Track, 48" Adder	30 #	\$153
MAT36A	Mobile Aisle Track, 36" Adder	22 #	\$153

Ramp

MASR8	Mobile Aisle Steel Ramp, 8"	0.2 #/inch	\$78
MASR48	Mobile Aisle Steel Ramp, 48"	10 #	\$78
MAHR8C	Mobile Aisle Handicap Carpet, 8"	0.3 #/inch	\$139
MAHR48C	Mobile Aisle Handicap Carpet, 48"	14 #	\$139
MAHR8U	Mobile Aisle Handicap Ramp 8" Unfinished	0.25 #/inch	\$109
MAHR48U	Mobile Aisle Handicap Ramp 48" Unfinished	12 #	\$109

Ramps range from a minimum of 8" to a maximum of 48". (e.g. 22"L Steel Ramp = MASR22)

Deck

	Model No.	W	D	Wt.	List Price Each
Deck panels are 23 1/2" in depth.	MAD2424C	24"	23.5"	16 #	\$76
Width is determined by space or distance between tracks.	MAD3024C	30"	23.5"	20 #	\$76
	MAD3624C	36"	23.5"	24 #	\$76
	MAD4224C	42"	23.5"	28 #	\$76
Carpet colors are gray and tan.	MAD4824C	48"	23.5"	32 #	\$76
	MAD6024C	60"	23.5"	40 #	\$140
C for carpet, U for unfinished.	MAD7224C	72"	23.5"	48 #	\$140
	MAD2424U	24"	23.5"	11 #	\$48
	MAD3024U	30"	23.5"	13 #	\$48
	MAD3624U	36"	23.5"	16 #	\$48
	MAD4224U	42"	23.5"	18 #	\$48
	MAD4824U	48"	23.5"	21 #	\$48
	MAD6024U	60"	23.5"	26 #	\$90
	MAD7224U	72"	23.5"	32 #	\$90

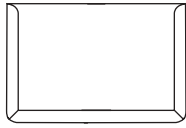
Deck Trim

	Model No.	D	W	Wt.	List Price/2-Foot
Fits between end of range and wall.	MADT2C	24"	2 3/4"	2 #	\$26
C for carpet, U for unfinished.	MADT2U	24"	2 3/4"	2 #	\$18

End Trim

	Model No.	Wt.	List Price
Should be the same size as the deck panel.	MADET24	1 1/2 #	\$23
	MADET30	2 #	\$23
	MADET36	2 1/2 #	\$23
	MADET42	3 #	\$28
	MADET48	3 1/2 #	\$32
	MADET60	4 1/2 #	\$44
	MADET72	5 #	\$44

Card Holders (CH)



Standard Pack of 5:

Model No.	W	D	Wt.	List Price
A35CH5	5"	3"	2 1/2 #	\$35

COMPONENTS

Range Safety Lock (RSL) (With or Without Key Lock)

Model No.	Wt.	List Price
MA820RSL**	4 #	\$75

**When adding onto existing system, contact factory for pricing.

Floor Security Lock (FSL) (For All Mobile Systems)

Model No.	Wt.	List Price
MAFSL*	3 #	\$144 (price per range)

*When adding onto existing system, contact factory for pricing.

Leveler Kit

Model No.	Wt.	List Price
LVLRKIT	—	\$35

Levelers to be used when stationary base channels are not directly above track.
(1 kit/channel)

BASES FOR TENNSCO® OR AURORA® SHELVING

Mobile Bases

Model No.	FIXED			810			820		
	D	Wt.	List Price	D	Wt.	List Price	D	Wt.	List Price
36" Wide									
MBST3612	12"	19	\$127	19"	31	\$247	19"	38	\$401
MBST3615	15"	20	\$133	19"	31	\$247	19"	38	\$401
MBST3618	18"	21	\$136	19"	31	\$247	19"	38	\$401
MBST3624	24"	25	\$143	25"	34	\$267	25"	41	\$412
MBST3630	30"	28	\$151	31"	37	\$271	31"	44	\$416
MBST3636	36"	31	\$155	37"	40	\$285	37"	47	\$429
42" Wide									
MBST4212	12"	21	\$140	19"	34	\$260	19"	41	\$423
MBST4215	15"	22	\$143	19"	34	\$260	19"	41	\$423
MBST4218	18"	23	\$147	19"	34	\$260	19"	41	\$423
MBST4224	24"	27	\$151	25"	37	\$265	25"	44	\$428
MBST4230	30"	29	\$162	31"	40	\$274	31"	47	\$434
MBST4236	36"	33	\$168	37"	44	\$288	37"	50	\$441

- For handicap carriages, change MBSTXXXX to MBSTHXXXX and add \$86 list to each range.
- Indicate drive system after MBSTXXXX.

Mobile Bases (Continued)

Model No.	FIXED			810			820		
	D	Wt.	List Price	D	Wt.	List Price	D	Wt.	List Price
48" Wide									
MBST4812	12"	24	\$143	19"	40	\$262	19"	45	\$426
MBST4815	15"	25	\$146	19"	40	\$262	19"	45	\$426
MBST4818	18"	26	\$151	19"	40	\$262	19"	45	\$426
MBST4824	24"	30	\$154	25"	41	\$270	25"	48	\$430
MBST4830	30"	31	\$164	31"	45	\$276	31"	51	\$437
MBST4836	36"	36	\$170	37"	48	\$290	37"	54	\$423
72" Wide									
MBST7212	12"	48	\$215	19"	72	\$438	19"	86	\$684
MBST7215	15"	50	\$221	19"	72	\$438	19"	86	\$684
MBST7218	18"	52	\$228	19"	72	\$438	19"	86	\$684
MBST7224	24"	60	\$239	25"	78	\$454	25"	92	\$695
MBST7230	30"	66	\$258	31"	84	\$482	31"	98	\$707

- For handicap carriages, change MBSTXXXX to MBSTHXXXX and add \$86 list to each range.
- Indicate drive system after MBSTXXXX.

END PANELS FOR TENNSCO® OR AURORA® SHELVING

End Panel Assemblies for 76 1/4" High Shelving

Model No.	FIXED			810			820S		820D		820H	
	D	Wt.	List Price	D	Wt.	List Price	Wt.	List Price	Wt.	List Price	Wt.	List Price
MAST1276	12"	40 #	\$324	19"	62 #	\$485	76 #	\$707	79 #	\$802	82 #	\$872
MAST1576	15"	47 #	\$353	19"	62 #	\$485	76 #	\$707	79 #	\$802	82 #	\$872
MAST1876	18"	62 #	\$378	19"	62 #	\$485	76 #	\$707	79 #	\$802	82 #	\$872
MAST2476	24"	75 #	\$415	25"	69 #	\$499	86 #	\$725	89 #	\$817	92 #	\$886
MAST3076	30"	87 #	\$442	31"	79 #	\$514	91 #	\$740	94 #	\$829	97 #	\$900
MAST3676	36"	99 #	\$451	37"	86 #	\$528	100 #	\$749	103 #	\$844	106 #	\$912

End Panel Assemblies for 88 1/4" High Shelving

MAST1288	12"	49 #	\$340	19"	73 #	\$493	97 #	\$721	100 #	\$811	103 #	\$880
MAST1588	15"	54 #	\$361	19"	73 #	\$493	97 #	\$721	100 #	\$811	103 #	\$880
MAST1888	18"	73 #	\$383	19"	73 #	\$493	97 #	\$721	100 #	\$811	103 #	\$880
MAST2488	24"	84 #	\$416	25"	85 #	\$522	99 #	\$746	102 #	\$837	105 #	\$906
MAST3088	30"	95 #	\$443	31"	96 #	\$542	110 #	\$767	113 #	\$858	113 #	\$925
MAST3688	36"	106 #	\$460	37"	107 #	\$549	121 #	\$787	124 #	\$866	124 #	\$935

- Call factory for custom sizes and laminated end panel pricing.
- **Note:** Card holders not included. See page 97.
- 820S = Single Drive
- 820D = Dual Drive
- 820H = Heavy Duty

Optional End Panels for Finishing Second End of Dual Access Range

Model No.	FIXED		MNC*		810		820S		820D		820H	
	Wt.	List Price	Wt.	List Price	Wt.	List Price	Wt.	List Price	Wt.	List Price	Wt.	List Price
MDST1276	51 #	\$230	71 #	\$254	76 #	\$283	87 #	\$554	88 #	\$687	91 #	\$759
MDST1576	60 #	\$242	71 #	\$254	76 #	\$283	87 #	\$554	88 #	\$687	91 #	\$759
MDST1876	80 #	\$254	91 #	\$254	96 #	\$283	107 #	\$554	108 #	\$687	111 #	\$759
MDST2476	92 #	\$266	94 #	\$266	100 #	\$296	110 #	\$590	114 #	\$721	117 #	\$795
MDST3076	111 #	\$278	114 #	\$278	120 #	\$307	130 #	\$616	134 #	\$748	137 #	\$823
MDST3676	130 #	\$288	133 #	\$288	139 #	\$317	149 #	\$639	153 #	\$775	156 #	\$841
MDST1288	55 #	\$238	78 #	\$262	83 #	\$292	94 #	\$569	98 #	\$700	101 #	\$773
MDST1588	65 #	\$251	78 #	\$262	83 #	\$292	94 #	\$569	98 #	\$700	101 #	\$773
MDST1888	90 #	\$262	97 #	\$262	102 #	\$292	113 #	\$569	117 #	\$700	120 #	\$773
MDST2488	102 #	\$275	104 #	\$275	110 #	\$305	120 #	\$610	124 #	\$741	127 #	\$813
MDST3088	121 #	\$286	124 #	\$286	130 #	\$316	140 #	\$642	144 #	\$776	147 #	\$848
MDST3688	140 #	\$298	143 #	\$298	149 #	\$328	159 #	\$659	163 #	\$791	166 #	\$863

*MNC: Movable range, but no drive control.

The Mobile Aisle part numbering system has changed. 2 different types of tracks are offered: starters and adders. Starters range between 4 and 48 inches. All adders are either 48 or 36 inches (36 inch adders are only to be used in rare circumstances). Three different types of ramps: the steel ramp, handicap ramp with carpet, and unfinished handicap ramp, are still offered. All ramps range between a minimum of 8 inches to a maximum of 48 inches. If you have any questions concerning the ordering of the tracks and ramps please contact Customer Service at 1-800-822-8037.

Track

Model No.	Description	Wt.	List Price
Starter Tracks			
MAT4S	Mobile Aisle Track, 4" Starter	0.6 #/inch	\$183
MAT48S	Mobile Aisle Track, 48" Starter	30 #	\$183

Starters can range from a minimum of 4" to a maximum of 48". (e.g. 16"L Starter = MAT16S) All starters are \$183 List.

Adder-Track

MAT48A	Mobile Aisle Track, 48" Adder	30 #	\$153
MAT36A	Mobile Aisle Track, 36" Adder	22 #	\$153

Ramp

MASR8	Mobile Aisle Steel Ramp, 8"	0.2 #/inch	\$78
MASR48	Mobile Aisle Steel Ramp, 48"	10 #	\$78
MAHR8C	Mobile Aisle Handicap Carpet, 8"	0.3 #/inch	\$139
MAHR48C	Mobile Aisle Handicap Carpet, 48"	14 #	\$139
MAHR8U	Mobile Aisle Handicap Ramp 8" Unfinished	0.25 #/inch	\$109
MAHR48U	Mobile Aisle Handicap Ramp 48" Unfinished	12 #	\$109

Ramps range from a minimum of 8" to a maximum of 48". (e.g. 22"L Steel Ramp = MASR22)

Deck

	Model No.	W	D	Wt.	List Price Each
2-foot increments (depth). Width is determined by width of the base module or distance between tracks.	MADS2424C	24"	24"	16 #	\$76
	MADS3024C	30"	24"	20 #	\$76
	MADS3624C	36"	24"	24 #	\$76
	MADS4224C	42"	24"	28 #	\$76
Carpet colors are gray and tan.	MADS4824C	48"	24"	32 #	\$76
	MADS6024C	60"	24"	40 #	\$140
C for carpet, U for unfinished.	MADS7224C	72"	24"	48 #	\$140
	MADS2424U	24"	24"	11 #	\$48
	MADS3024U	30"	24"	13 #	\$48
	MADS3624U	36"	24"	16 #	\$48
	MADS4224U	42"	24"	18 #	\$48
	MADS4824U	48"	24"	21 #	\$48
	MADS6024U	60"	24"	26 #	\$90
	MADS7224U	72"	24"	32 #	\$90

Deck Trim

	Model No.	D	W	Wt.	List Price/2-Foot
Fits between end of range and wall. C for carpet, U for unfinished.	MADT2C	24"	2 3/4"	2 #	\$26
	MADT2U	24"	2 3/4"	2 #	\$18

End Trim

	Model No.	Wt.	List Price	
Should be the same size as the deck panel.	MASDET24	—	1 1/2 #	\$23
	MASDET30	—	2 #	\$23
	MASDET36	—	2 1/2 #	\$23
	MASDET42	—	3 #	\$28
	MASDET48	—	3 1/2 #	\$32
	MASDET60	—	4 1/2 #	\$44
	MASDET72	—	5 #	\$44

Card Holders (CH)



Standard Pack of 5:

Model No.	W	D	Wt.	List Price
A35CH5	5"	3"	2 1/2 #	\$35

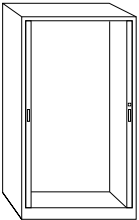
FILE HARBOR CABINETS

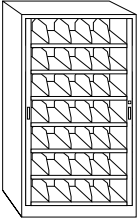
Mayline Customer Service: 1-800-822-8037

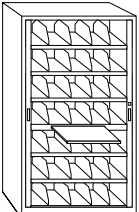
- Horizontally sliding tambour doors
- Doors recede into concealed inner pockets
- 100% access to files
- Adjustable shelves and dividers
- All internal components standard in Graphite finish.

Standard Finishes: Mist, Graphite, Pebble Gray, Sand

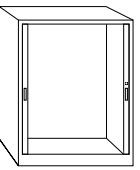
CABINETS - 83" HEIGHT

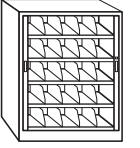
	Model No.	Description	Size			Wt.	List Price
			W	H	D		
	Empty Cabinet – built-in bottom shelf; add other components.						
	83483	48"W x 83"H	47 1/4"	83"	17 3/4"	245 #	\$1289
	83423	42"W x 83"H	42"	83"	17 3/4"	220 #	\$1185
	83363	36"W x 83"H	36"	83"	17 3/4"	200 #	\$1121

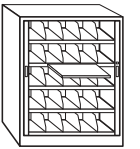
	Preconfigured Cabinet for color-coded end-tab filing. Includes 7 shelves with adjustable filing dividers.						
	8348A3	48"W x 83"H 4 dividers per shelf.	47 1/4"	83"	17 3/4"	355 #	\$1836
	8342A3	42"W x 83"H 3 dividers per shelf.	42"	83"	17 3/4"	325 #	\$1702
	8336A3	36"W x 83"H 3 dividers per shelf.	36"	83"	17 3/4"	290 #	\$1615

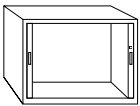
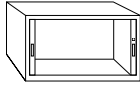
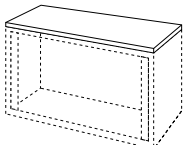
	Same as above except one standard shelf replaced with pull-out reference shelf.						
	8348B3	48"W x 83"H	47 1/4"	83"	17 3/4"	364 #	\$1935
	8342B3	42"W x 83"H	42"	83"	17 3/4"	333 #	\$1795
	8336B3	36"W x 83"H	36"	83"	17 3/4"	298 #	\$1706

FILE HARBOR CABINETS - 62" HEIGHT

	Model No.	Description	Size			Wt.	List Price
			W	H	D		
	Empty 62"H Cabinet – built-in bottom shelf; add other components.						
	62483	48"W x 62"H	47 1/4"	61 1/2"	17 3/4"	200 #	\$1092
	62423	42"W x 62"H	42"	61 1/2"	17 3/4"	188 #	\$1027
	62363	36"W x 62"H	36"	61 1/2"	17 3/4"	175 #	\$982







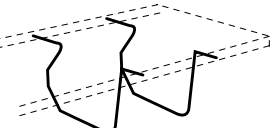

	Preconfigured Cabinet for color-coded end-tab filing. Includes 5 shelves with adjustable filing dividers.						
	6248A3	48"W x 62"H 4 dividers per shelf.	47 1/4"	61 1/2"	17 3/4"	284 #	\$1468
	6242A3	42"W x 62"H 3 dividers per shelf.	42"	61 1/2"	17 3/4"	262 #	\$1381
	6236A3	36"W x 62"H 3 dividers per shelf.	36"	61 1/2"	17 3/4"	237 #	\$1319

	Same as above except one standard shelf replaced with pull-out reference shelf.						
	6248B3	48"W x 62"H	47 1/4"	61 1/2"	17 3/4"	298 #	\$1613
	6242B3	42"W x 62"H	42"	61 1/2"	17 3/4"	274 #	\$1476
	6236B3	36"W x 62"H	36"	61 1/2"	17 3/4"	247 #	\$1411

	Model No.	Description	W	Size H	D	Wt.	List Price
	Empty 38"H Cabinet – built-in bottom shelf; add other components.						
	38483	48"W x 38"H	47 1/4"	37 3/4"	17 3/4"	100 #	\$977
	38423	42"W x 38"H	42"	37 3/4"	17 3/4"	90 #	\$946
	38363	36"W x 38"H	36"	37 3/4"	17 3/4"	80 #	\$915
	Empty 28"H Cabinet – built-in bottom shelf; add other components						
	28483	48"W x 28"H	47 1/4"	27 3/4"	17 3/4"	75 #	\$854
	28423	42"W x 28"H	42"	27 3/4"	17 3/4"	68 #	\$823
	28363	36"W x 28"H	36"	27 3/4"	17 3/4"	60 #	\$792
	Melamine Top, PVC Edge						
	3618	36"W x 18"D	36"	1 3/16"	17 3/4"	20 #	\$141
	4818	48"W x 18"D	47 1/4"	1 3/16"	17 3/4"	27 #	\$153
	7218	72"W x 18"D	72"	1 3/16"	17 3/4"	41 #	\$203

FILE HARBOR COMPONENTS

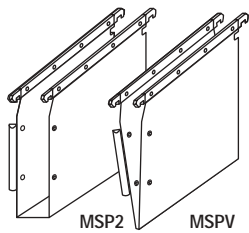
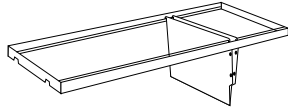
- Shelves have a 200# weight capacity.
- Reference shelves have a 100# weight capacity.
- Dividers adjust on 2.5" increments.

	Model No.	Description	W	Size H	D	Wt.	List Price
	MS4801	42" Shelf (Fits 48"W cabinet.)	42"	1"	14 3/4"	15 #	\$53
	MS4802	Package of 2 shelves				30 #	\$105
	MS4803	Package of 3 shelves				45 #	\$158
	MS4201	37" Shelf (Fits 42"W cabinet.)	36 3/4"	1"	14 3/4"	13 #	\$50
	MS4202	Package of 2 shelves				26 #	\$101
	MS4203	Package of 3 shelves				39 #	\$151
	MS3601	31" Shelf (Fits 36"W cabinet.)	30 3/4"	1"	14 3/4"	11 #	\$47
	MS3602	Package of 2 shelves				22 #	\$95
	MS3603	Package of 3 shelves				33 #	\$142
	MS3604	Package of 4 shelves				44 #	\$190
	MRS48	42" Reference Shelf (Fits 48"W cabinet.) Same as MS48 but with 18"W x 11"D pull-out slide.	42"	1"	14 3/4"	30 #	\$165
	MRS42	37" Reference Shelf (Fits 42"W cabinet.)	36 3/4"	1"	14 3/4"	27 #	\$157
	MRS36	31" Reference Shelf (Fits 36"W cabinet.)	30 3/4"	1"	14 3/4"	23 #	\$149
	MFD48	Adjustable Filing Dividers (Fits 42"W shelf.) 4 adjustable filing dividers and 1 backstop for separating file folders.	—	6"	13"	4.8 #	\$34
	MFD42	Adjustable Filing Dividers (Fits 37"W shelf.) 3 adjustable filing dividers and 1 backstop for separating file folders.	—	6"	13"	4.3 #	\$32
	MFD36	Adjustable Filing Dividers (Fits 31"W shelf.) Same as above.	—	6"	13"	3.8 #	\$30
	MFD4	Set of 4 Extra Filing Dividers No backstop.	—	6"	13"	4.0 #	\$29
	MWD	Wire Dividers For separating binders or books on any shelf; package of 4 (suspend from shelf above).	1/4"	9"	14 3/4"	2 #	\$49

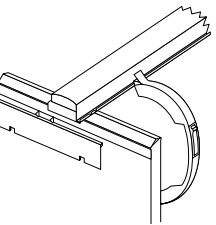
FILE HARBOR COMPONENTS (CONTINUED)

Mayline Customer Service: 1-800-822-8037

Model No.	Description	W	Size		Wt.	List Price
			H	D		
MR4801	42" Rail (Fits 48"W cabinet.) Accommodates MSP suspended pockets only.	42"	1"	14 3/4"	5 #	\$72
MR4802	Package of 2 rails				10 #	\$144
MR4803	Package of 3 rails				15 #	\$216
MR4201	37" Rail (Fits 42"W cabinet.)	36 3/4"	1"	14 3/4"	4 #	\$70
MR4202	Package of 2 rails				8 #	\$140
MR4203	Package of 3 rails				12 #	\$210
MR3601	31" Rail (Fits 36"W cabinet.)	30 3/4"	1"	14 3/4"	4 #	\$67
MR3602	Package of 2 rails				8 #	\$134
MR3603	Package of 3 rails				12 #	\$201
MR3604	Package of 4 rails				16 #	\$268
Note: Rails in graphite only.						
MSP2	Suspended Pockets End-tab 2"W box-bottom pocket hangs under Rail or Shelf. Set of 25, includes labels. Holds standard letter or legal-size file folders. Heavy-duty orange kraft.	2"	11"	13"	8 #	\$107
MSP1	Same as above except 1"W box bottom.	1"	11"	13"	8 #	\$99
MSPV	Same as above except V-bottom.	3/8"	11"	13"	7 #	\$81
911085	Package of extra labels (qty. 216)				1 #	\$23

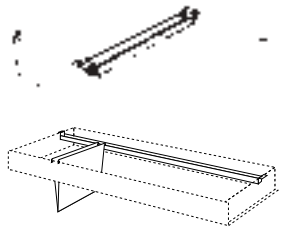
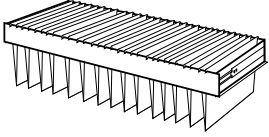


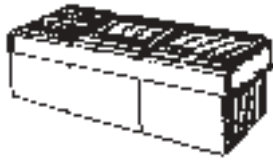
Model No.	Description	W	Size		Wt.	List Price
			H	D		
MHB48	Hanger Bar (Fits 48"W cabinet.) For tape seal, 8 1/2" x 11" print-outs, binders.	42"	1"	4"	5 #	\$157
MHB42	Hanger Bar (Fits 42"W cabinet.)	36 3/4"	1"	4"	4.4 #	\$149
MHB36	Hanger Bar (Fits 36"W cabinet.)	30 3/4"	1"	4"	3.8 #	\$141



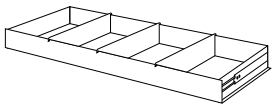
Note: Interlock mechanism included with each roll-out.

MRF482	Roll-Out Frame (Fits 48"W cabinet.) 39 1/4 filing inches. For legal-size hanging folders, print-outs, etc., in side-to-side format. To accommodate letter-size hanging folders, add MCM481.	40 3/4"	3 3/4"	15 3/4"	18 #	\$205
MRF422	Roll-Out Frame (Fits 42"W cabinet.) 34 filing inches. To accommodate letter-size folders, add MCM421.	35 3/4"	3 3/4"	15 3/4"	17 #	\$195
MRF362	Roll-Out Frame (Fits 36"W cabinet.) 28 filing inches. To accommodate letter-size folders, add MCM361.	29 3/4"	3 3/4"	15 3/4"	15 #	\$184
MCM	Cross-Member (front-to-back) Creates separations within Roll-Out Frame for filing front to back.	1 1/2"	3/4"	15 3/4"	1 #	\$25
MCM481	Cross-Member (side-to-side) (Fits MRF481.) For filing letter-size hanging folders side-to-side.	40 3/4"	3/4"	1 1/2"	2 #	\$49
MCM421	Cross-Member (side-to-side) (Fits MRF421.)	35 3/4"	3/4"	1 1/2"	2 #	\$44
MCM361	Cross-Member (side-to-side) (Fits MRF361.)	29 3/4"	3/4"	1 1/2"	2 #	\$41

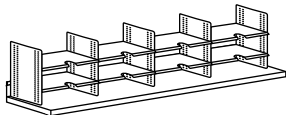




Model No.	Description	W	Size H	D	Wt.	List Price
MRP482	Roll-Out Frame for Pendaflex (Fits 48"W cabinet.) Includes 2 Cross-Members; provides 3 rows of letter-size Pendaflex (45 filing inches).	40 3/4"	3 3/4"	15 3/4"	20 #	\$249
MRP422	Roll-Out Frame for Pendaflex (Fits 42"W cabinet.) Includes 2 Cross-Members; provides 2 rows of letter-size Pendaflex (30 filing inches).	35 3/4"	3 3/4"	15 3/4"	19 #	\$240
MRP362	Roll-Out Frame for Pendaflex (Fits 36"W cabinet.) Includes 2 Cross-Members; provides 2 rows of letter-size Pendaflex (30 filing inches).	29 3/4"	3 3/4"	15 3/4"	17 #	\$228

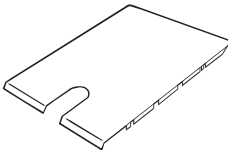



MRD482	Roll-Out Drawer with Dividers (Fits 48"W cabinet.) For storage of diskettes, other media. 3 dividers provided (adjust on 1/4" increments). Interior:	40 3/4"	3 3/4"	15 3/4"	27 #	\$313
MRD422	Roll-Out Drawer with Dividers (Fits 42"W cabinet.) Interior:	39"	—	15 1/8"		
MRD362	Roll-Out Drawer with Dividers (Fits 36"W cabinet.) Interior:	35 3/4"	3 3/4"	15 3/4"	25 #	\$297
		33 3/4"	—	15 1/8"		
MRD362	Roll-Out Drawer with Dividers (Fits 36"W cabinet.) Interior:	29 3/4"	3 3/4"	15 3/4"	23 #	\$281
		27 3/4"	—	15 1/8"		
MDV	Set of 3 Extra Dividers For Roll-Out Drawers (Above.)		—		3.3 #	\$38



Model No.	Description	W	Size H	D	Wt.	List Price
M048C	Kwik-File Organizing System (Fits 48"W cabinet.) Preconfigured unit with 12 pockets (9 10"W x 4"H, 3 11"W x 4"H); for storage of forms, labels, sales literature. Color: Graphite only	42"	13 1/4"	14 3/4"	41 #	\$264
M042C	Kwik-File Organizing System (Fits 42"W cabinet.) Same as above except 12 pockets (9"W x 4"H).	36 3/4"	13 3/4"	14 3/4"	38 #	\$253
M036C	Kwik-File Organizing System (Fits 36"W cabinet.) Same as above except 9 pockets (10"W x 4"H).	30 3/4"	13 3/4"	14 3/4"	29 #	\$216

Model No.	Description	Size			Wt.	List Price
		W	H	D		
MOS48	42" Master Shelf (Fits 48"W cabinet.) To build 41"W Kwik-File organizing system; accepts shelf supports, dividers, in 1" increments.	42"	5 1/4"	14 3/4"	12 #	\$112
MOS42	37" Master Shelf (Fits 42" cabinet.) Same as above except builds 36"W organizing system.	36 3/4"	5 1/4"	14 3/4"	11 #	\$107
MOS36	31" Master Shelf (Fits 36" cabinet.) Same as above except builds 30"W organizing system.	30 3/4"	5 1/4"	14 3/4"	9 #	\$101
SS12LC	Shelf Support Supports shelves (below) on 1/2" vertical increments; mounts on Master Shelf. (Not compatible with MS48/MS36 shelves).	—	12"	12"	1.5 #	\$14
D09GS03 (package of 3)	Dividers To separate binders, manuals, etc.	—	9"	12"	6.9 #	\$34
D09GS10 (package of 10)		—	9"	12"	23.0 #	\$113



Kwik-Shelf® Shelving System

Shelves fit between Shelf Supports to create sorting or storage pockets for paper, forms, or other media. Each shelf locks firmly in place, yet removes quickly for easy reconfiguration.

Width	Depth	Wt. per shelf	6-Shelf Package Model No.	List Price
4"	12"	.5 #	0412P06	\$43
5"	12"	.75 #	0512P06	\$45
6"	12"	.75 #	0612P06	\$48
7"	12"	1.0 #	0712P06	\$50
8"	12"	1.5 #	0812P06	\$58
9"	12"	1.5 #	0912P06	\$65
10"	12"	1.75 #	1012P06	\$68
11"	12"	2.0 #	1112P06	\$70
12"	12"	2.0 #	1212P06	\$72
14"	12"	2.3 #	1412P06	\$97
16"	12"	2.8 #	1612P06	\$114

To increase filing density, File Harbor Cabinets can also mount to the Kwik-Track system creating either a bi-file or tri-file lateral sliding cabinet system. In either configuration, the rear row of cabinets are stationary with cabinets in front mounted into a sliding carriage on a track mounted to the floor.

- Heavy-duty aluminum track construction supports 3,500# per carriage.
- Anti-tip arm built into base for stability and easy installation.
- Systems are complete with 8348A3 pre-configured cabinets (see page 96) and track systems.
- Track system has a brushed aluminum finish. Floor mounting hardware included.

Model No.	Description	Dimensions	Wt.	List Price
FH4821	2/1 System	99"W x 38"D x 85"H	1100 #	\$6250
FH4832	3/2 System	151"W x 38"D x 85"H	1900 #	\$10540
FH4843	4/3 System	198"W x 38"D x 85"H	2650 #	\$14789
FH48211	2/1/1 System	99"W x 57"D x 85"H	1500 #	\$8859
FH48322	3/2/2 System	151"W x 57"D x 85"H	2700 #	\$15493
FH48433	4/3/3 System	198"W x 57"D x 85"H	3700 #	\$22128



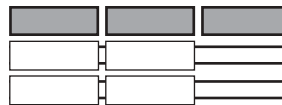
2/1
2 Rows; 2 Fixed, 1 Movable



2/1/1
3 Rows; 2 Fixed, 2 Movable



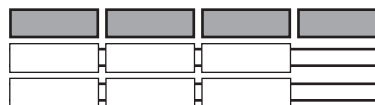
3/2
2 Rows; 3 Fixed, 2 Movable



3/2/2
3 Rows; 3 Fixed, 4 Movable



4/3
2 Rows; 4 Fixed, 3 Movable



4/3/3
3 Rows; 4 Fixed, 6 Movable

FORMS/STORAGE CABINETS

Mayline Customer Service: 1-800-822-8037

Kwik-File® F/S Cabinets provide efficient and convenient storage for the large quantities of forms or paper required in offices and mailrooms.

- Five preconfigured models available.
- All preconfigured models standard with 4"H (except where noted) x 12"D pockets.
- All-welded steel cabinet construction.
- Optional locking doors available.
- Build-your-own models available on pages 106-107.

Standard Finishes: Pebble Gray, Sand, Tan Value 1, Graphite

Configuration A

Stores binders, files and other items vertically on top; shelves in middle hold letter-sized materials; bulk storage below.




3665NA shown

Model No.	Width	Height	Features	Doors	Wt./ Cartons	List Price
3665DA1	36"	64 1/2"	21 Pockets	Yes	284 # / 7	\$1884
3665NA1				No	239 # / 7	\$1435
3680DA1	42"	80"	33 Pockets	Yes	357 # / 8	\$2160
3680NA1				No	300 # / 8	\$1673
4265DA1	42"	64 1/2"	28 Pockets	Yes	329 # / 7	\$2116
4265NA1				No	278 # / 7	\$1614
4280DA1	42"	80"	44 Pockets	Yes	407 # / 8	\$2448
4280NA1				No	345 # / 8	\$1906

Configuration B

Pockets from top to bottom, maximizing storage density for letter-sized materials. Ideal for organizing or collating pages for brochures, bulletins, etc.



3665NB shown

Model No.	Width	Height	Features	Doors	Wt./ Cartons	List Price
3665DB1	36"	64 1/2"	42 Pockets	Yes	302 # / 5	\$1943
3665NB1				No	257 # / 5	\$1495
3680DB1	42"	80"	54 Pockets	Yes	374 # / 5	\$2227
3680NB1				No	317 # / 5	\$1742
4265DB1	42"	64 1/2"	56 Pockets	Yes	353 # / 5	\$2230
4265NB1				No	302 # / 5	\$1732
4280DB1	42"	80"	72 Pockets	Yes	429 # / 6	\$2579
4280NB1				No	367 # / 6	\$2037

Configuration C

Same as "B" above, but with 6" high pockets (4" high in all other preconfigured models).



3665NC shown

Model No.	Width	Height	Features	Doors	Wt./ Cartons	List Price
3665DC1	36"	64 1/2"	27 Pockets	Yes	272 # / 4	\$1793
3665NC1				No	227 # / 4	\$1347
3680DC1	42"	80"	36 Pockets	Yes	338 # / 5	\$2049
3680NC1				No	281 # / 5	\$1565
4265DC1	42"	64 1/2"	36 Pockets	Yes	318 # / 4	\$2045
4265NC1				No	267 # / 4	\$1545
4280DC1	42"	80"	48 Pockets	Yes	387 # / 5	\$2355
4280NC1				No	325 # / 5	\$1814

Configuration D

Pockets above for storing letter-sized materials; bulk storage below.



3665ND shown

Model No.	Width	Height	Features	Doors	Wt./ Cartons	List Price
3665DD1	36"	64 1/2"	33 Pockets	Yes	293 # / 6	\$1909
3665ND1				No	248 # / 6	\$1463
3680DD1	42"	80"	42 Pockets	Yes	362 # / 6	\$2160
3680ND1				No	305 # / 6	\$1674
4265DD1	42"	64 1/2"	44 Pockets	Yes	340 # / 5	\$2167
4265ND1				No	289 # / 5	\$1669
4280DD1	42"	80"	56 Pockets	Yes	414 # / 6	\$2468
4280ND1				No	352 # / 6	\$1927

Configuration E

For binders, files, other items stored vertically; or move dividers around and create bulk storage areas as well.



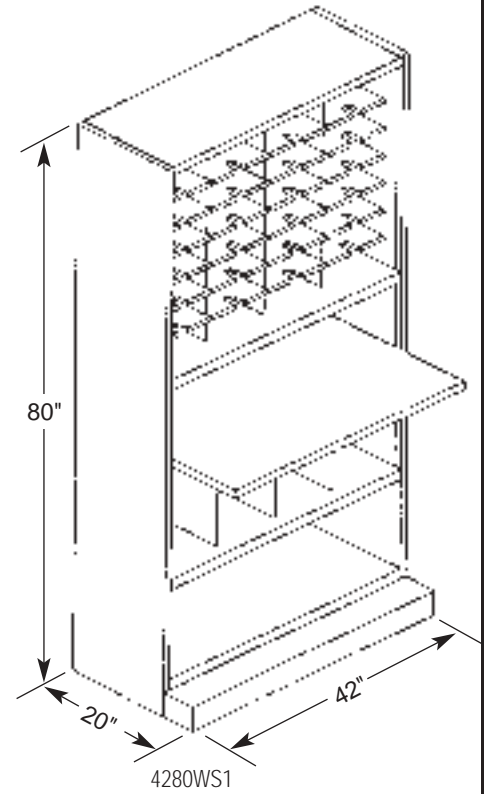
3665NE shown

Model No.	Width	Height	Features	Doors	Wt./ Cartons	List Price
3665DE1	36"	64 1/2"	3 Adjustable Shelves	Yes	262 # / 7	\$1779
3665NE1				No	217 # / 7	\$1429
3680DE1	42"	80"	4 Adjustable Shelves	Yes	327 # / 6	\$2018
3680NE1				No	270 # / 6	\$1534
4265DE1	42"	64 1/2"	3 Adjustable Shelves	Yes	294 # / 8	\$1928
4265NE1				No	243 # / 8	\$1438
4280DE1	42"	80"	4 Adjustable Shelves	Yes	359 # / 8	\$2189
4280NE1				No	297 # / 8	\$1645

These cabinets are ideal for departmental sorting or collating operations.

- 42"W models standard with 10"W pockets for storing forms, paper stock, brochures, etc.
- 36"W models standard with 11" and 12"W pockets for mail sorting.
- 1" thick melamine work surface is 27"D and adjusts within cabinet on 1/2"H increments.
- All-welded steel cabinet construction.
- Steel back panel of cabinet has one 3" diameter cable management cutout.

Model No.	Width	Height	Features	Wt. / Cartons	List Price
3680WS1	36"	80"	21 Pockets	202 # / 8	\$1629
4280WS1	42"	80"	28 Pockets	247 # / 8	\$1794



Create Your Own Cabinet Configuration

- Decide which of the four F/S Cabinet models is appropriate for your organizing/collating/storing/or storage needs. Models are available 36" wide or 42" wide, and 64 1/2" high or 80" high.
- Note the interior height and width of the model you specify (see specifications for Empty Cabinets below).
- Configure the empty cabinet with components as shown below such that the total height and width of the components fits the interior height and width of the cabinet. All components adjust on 1/2" vertical increments.

Empty Cabinets

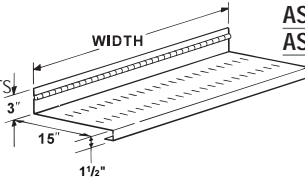
Depth, 16"; accommodate either 12" or 15" deep shelves. Sides have built-in shelf supports.



Model No.	Width		Height		Doors	Wt./ Cartons	List Price
	Int.	Ext.	Int.	Ext.			
3665DX1	34"	36"	57 1/2"	64 1/2"	Yes	194 # / 1	\$1438
3665NX1					No	149 # / 1	\$1026
3680DX1			73"	80"	Yes	230 # / 1	\$1561
3680NX1					No	180 # / 1	\$1067
4265DX1	40"	42"	57 1/2"	64 1/2"	Yes	217 # / 1	\$1565
4265NX1					No	166 # / 1	\$1056
4280DX1			73"	80"	Yes	258 # / 1	\$1700
4280NX1					No	196 # / 1	\$1147

Adjustable Master Shelves

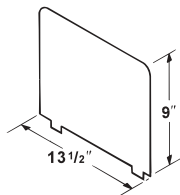
Adjust vertically on 1/2" increments. For bulk storage; or accepts shelf supports or dividers on 1" horizontal increments.



Model No.	Shelf Width	Wt./ Cartons	List Price
AS36F	34" (for 36"-wide cabinets)	16.8 # / 1	\$98
AS42F	40" (for 42"-wide cabinets)	19.5 # / 1	\$108

Dividers

Separate binders or other media. Place on adjustable master shelves or cabinet bottom on 1" horizontal increments.

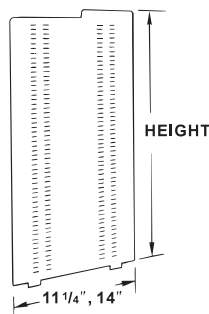


Model No.	Wt.	List Price
D09GS03 (3)	6.9 # / 1	\$34
D09GS10 (10)	23.0 # / 1	\$113

Shelf Supports

Not needed at sides of cabinet where shelf support is built in. Place on cabinet bottom or adjustable master shelves on 1" horizontal increments.

See page 141 for ordering more than 1 unit each.



Model No.	Height	Depth	For Shelf Depth of	Wt.	List Price
SS24LMO1	21"	11 1/4"	12"	4.7 #	\$25
SS24GMO1		14"	15"	5.3 #	\$31
SS33LMO1	30"	11 1/4"	12"	6.0 #	\$30
SS33GMO1		14"	15"	7.0 #	\$36
SS41LMO1	38"	11 1/4"	12"	7.3 #	\$36
SS41GMO1		14"	15"	8.4 #	\$42
SS48LMO1	45"	11 1/4"	12"	8.4 #	\$42
SS48GMO1		14"	15"	9.7 #	\$48
SS65LS101	57"	11 1/4"	12"	10.6 #	\$53
SS65GS101		14"	15"	12.3 #	\$65
SS80LS101	72"	11 1/4"	12"	13.0 #	\$72
SS80GS101		14"	15"	15.0 #	\$81

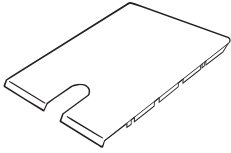
Label Holders

Transparent Label Holders have a self-adhesive backing and fit securely on beveled shelf front. A blank insert with four sides is included. Package of 20.



Model No.	Width	Height	Wt.	List Price
90145	3"	3/8"	1 oz.	\$16

Shelves



Kwik-Shelf® Shelving System


Shelves fit between Shelf Supports to create sorting or storage pockets for paper, forms, or other media. Each shelf locks firmly in place, yet removes quickly for easy reconfiguration.

6-Shelf Package

Model No.	Width	Depth	Wt. per shelf	List Price
0412P06	4"	12"	.5 #	\$43
0512P06	5"	12"	.75 #	\$45
0515P06	5"	15"	1.0 #	\$49
0612P06	6"	12"	.75 #	\$48
0712P06	7"	12"	1.0 #	\$50
0812P06	8"	12"	1.5 #	\$58
0912P06	9"	12"	1.5 #	\$65
0915P06	9"	15"	2.0 #	\$74
1012P06	10"	12"	1.75 #	\$68
1015P06	10"	15"	2.0 #	\$78
1112P06	11"	12"	2.0 #	\$70
1115P06	11"	15"	2.25 #	\$79
1212P06	12"	12"	2.0 #	\$72
1215P06	12"	15"	2.5 #	\$81
1412P06	14"	12"	2.3 #	\$97
1415P06	14"	15"	2.75 #	\$109
1515P06	15"	15"	2.9 #	\$118
1612P06	16"	12"	2.8 #	\$114
1615P06	16"	15"	3.0#	\$128

Rails

Accommodate Suspended Pockets; ideal for storage of forms or paper where space is at a premium and frequent handling for storage and/or retrieval is not required. Height, 1" (allow 11" for Rail with Suspended Pockets). Graphite only.



Model No.	Depth	Wt./ Cartons	Width	List Price
AR42	14 3/4"	5 # /1	39 1/2" (for 42"-wide cabinets)	\$73
AR36	14 3/4"	4 # /1	33 1/2" (for 36"-wide cabinets)	\$65

Suspended Pockets

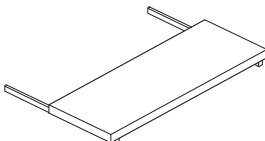
V-bottom Suspended Pockets hang from Rails (above). Set of 25 includes labels (4 1/2" x 1/4"). Snap-together feature simplifies sorting. Heavy-duty orange kraft.



Model No.	Height	Width	Depth	Wt./ Cartons	List Price
MSPV	10 13/16"	3/8"	13"	7 # /1	\$81

Roll-Out Shelves

Make an ideal temporary, extended worksurface where space is tight. When fully extended on slides (10" maximum), detent locks shelf in place. 1" thick melamine top with high-density particleboard core; radiused 3mm PVC edge. Height 3".



Model No.	Depth	Wt./ Cartons	Width	List Price
ARS42	15"	31 # /1	39 3/4" (for 42"-wide cabinets)	\$296
ARS36	15"	27 # /1	33 3/4" (for 36"-wide cabinets)	\$282

ARC™ ROTARY FILE

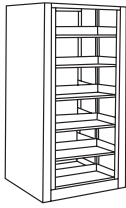
Mayline Customer Service: 1-800-822-8037

The ARC™ Rotary File is a double faced unit that rotates easily to provide access to both sides. Using our flexible cantilever style shelving, the ARC provides the most unobstructed filing inches per level and the easiest installation possible. The Complete Starter includes everything needed to house a filing system including the specified number of shelves and dividers.

- Standard Lock.
- Adder units attach to either right or left side of starter unit.
- Complete Units are ideal for storing color-coded filing.
- Empty units can be configured in endless variations for mixed media storage solutions.
- Allow 5.25" (letter depth) or 6.50" (legal depth) clearance from wall for rotating carriage.
- All cabinets have locking ability.

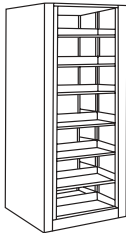
Standard Finishes: Pebble Gray, Sand, Tan Value 1, Graphite

PRECONFIGURED CABINET




6-Tier Complete

Model No.	W	D	H	Wt.	List Price
Letter					
ARC24726S	37"	26"	72"	496 #	\$1771
ARC24726A	31 1/2"	26"	72"	402 #	\$1624
Legal					
ARC30726S	45 1/2"	32"	72"	668 #	\$2240
ARC30726A	38 3/4"	32"	72"	553 #	\$2065



7-Tier Complete

Letter					
ARC24827S	37"	26"	82 1/2"	528 #	\$2007
ARC24827A	31 1/2"	26"	82 1/2"	468 #	\$1843
Legal					
ARC30827S	45 1/2"	32"	82 1/2"	715 #	\$2487
ARC30827A	38 3/4"	32"	82 1/2"	597 #	\$2290



8-Tier Complete

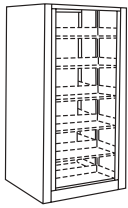
Letter					
ARC24938S	37"	26"	93"	558 #	\$2251
ARC24938A	31 1/2"	26"	93"	454 #	\$2073
Legal					
ARC30938S	45 1/2"	32"	93"	759 #	\$2803
ARC30938A	38 3/4"	32"	93"	631 #	\$2606

Complete units have slotted shelves with two (2) file dividers per 24" wide shelf; three (3) file dividers per 30" wide shelf.

**S: Starter, A: Adder

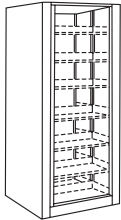
EMPTY CABINET

Mayline Customer Service: 1-800-822-8037



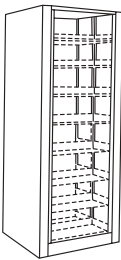
6-Tier Empty

Model No.	W	D	H	Wt.	List Price
Letter					
ARC24726ES	37"	26"	72"	376 #	\$1406
ARC24726EA	31 1/2"	26"	72"	282 #	\$1262
Legal					
ARC30726ES	45 1/2"	32"	72"	479 #	\$1735
ARC30726EA	38 3/4"	32"	72"	364 #	\$1561



7-Tier Empty

Letter					
ARC24827ES	37"	26"	82 1/2"	388 #	\$1577
ARC24827EA	31 1/2"	26"	82 1/2"	291 #	\$1414
Legal					
ARC30827ES	45 1/2"	32"	82 1/2"	494 #	\$1942
ARC30827EA	38 3/4"	32"	82 1/2"	376 #	\$1750

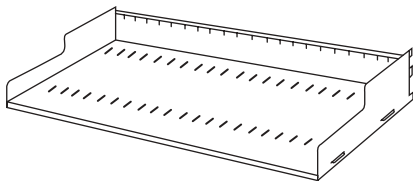


8-Tier Empty

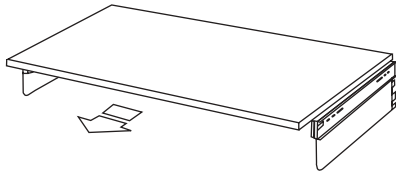
Letter					
ARC24938ES	37"	26"	93"	398 #	\$1755
ARC24938EA	31 1/2"	26"	93"	294 #	\$1584
Legal					
ARC30938ES	45 1/2"	32"	93"	507 #	\$2179
ARC30938EA	38 3/4"	32"	93"	379 #	\$1945

*S: Starter, A: Adder

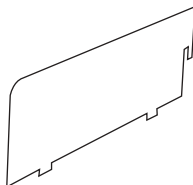
COMPONENTS



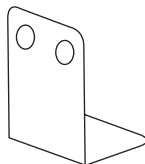
Model No.	W	H	D	Wt.	List Price
Slotted Shelves (SLF)					
ARC2412SLF	24"	—	12"	8 #	\$35
ARC3015SLF	30"	—	15"	12 #	\$45



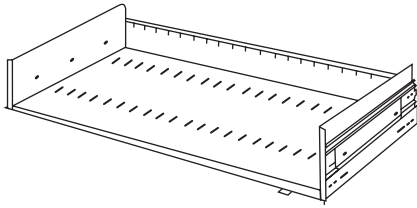
Pull Out Reference Shelves (RS)					
ARC2412RS	24"	—	12"	20 #	\$99
ARC3015RS	30"	—	15"	23 #	\$109



Adjustable File Dividers(DV) – Standard Pack of 6:					
F12DV6	—	6"	12"	6 #	\$24
F15DV6	—	6"	15"	7 1/2 #	\$27

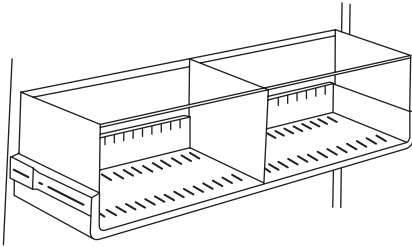


Magnetic File Dividers (MDV)					
AMDV	7"	—	7"	1 1/2 #	\$25



Model No.	W	H	D	Wt.	List Price
Rollout Shelves (ROSLF)					
ARC2412ROSLF	24"	—	12"	22 #	\$139
ARC3015ROSLF	30"	—	15"	25 #	\$169

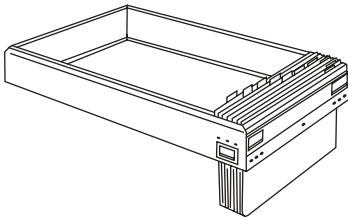
Note: When ordering rollout accessories, Upright Rollout Supports must be ordered for each side of the ARC Rotary File with installed rollout accessories.
(See page 111)



Hanging File Frame Kit (HFK)

Used in conjunction with rollout shelves as shown.

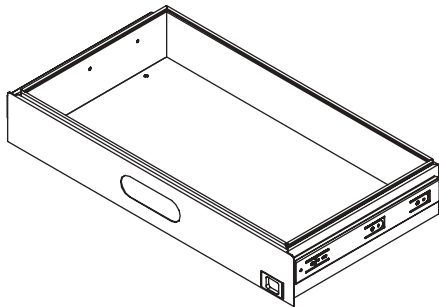
ARC2412HFK	24"	9"	12"	11 #	\$69
ARC3015HFK	30"	9"	15"	13 #	\$79



Rollout Hanging Frames (ROHF)

ARC2412ROHF	24"	—	12"	12 1/2 #	\$149
ARC3015ROHF	30"	—	15"	13 1/2 #	\$159

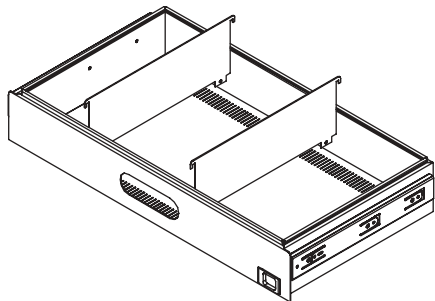
Note: When ordering rollout accessories, Upright Rollout Supports must be ordered for each side of the ARC Rotary File with installed rollout accessories.
(See page 111)



Rollout Drawers (ROD)

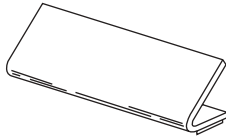
Model No.	H	D	Wt.	List Price
ARC2412ROD45	4 1/2"	12"	14 #	\$124
ARC3015ROD45	4 1/2"	15"	15 #	\$161
ARC2412ROD60	6"	12"	18 #	\$127
ARC3015ROD60	6"	15"	20 #	\$163
ARC2412ROD75	7 1/2"	12"	23 #	\$155
ARC3015ROD75	7 1/2"	15"	25 #	\$181
ARC2412ROD90	9"	12"	27 #	\$162
ARC3015ROD90	9"	15"	30 #	\$168
ARC2412ROD105	10 1/2"	12"	32 #	\$163
ARC3015ROD105	10 1/2"	15"	36 #	\$194
ARC2412ROD120	12"	12"	37 #	\$197
ARC3015ROD120	12"	15"	41 #	\$200

Note: When ordering rollout accessories, Upright Rollout Supports must be ordered for each side of the ARC Rotary File with installed rollout accessories.
(See page 111)



Inserts & Partitions for Rollout Drawers

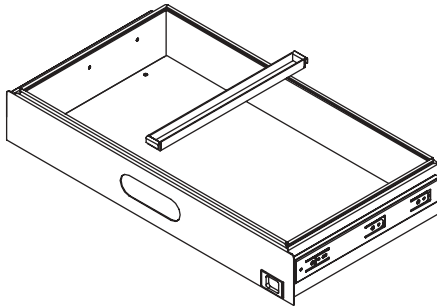
Model No.	H	D	Wt.	List Price
ARC12P45	4 1/2"	LTR	8 #	\$17
ARC15P45	4 1/2"	LGL	10 #	\$19
ARC12P6	6"	LTR	9 #	\$20
ARC15P6	6"	LGL	11 #	\$22



Magnetic Followers (MF)

To be used for cards filed in drawers.

Model No.	H	W	Wt.	List Price
ARC35MF	3"	5"	3/4 #	\$25
ARC37MF	3"	7"	1 #	\$27



Converter Bar (CB)

Use with rollout drawers or hanging frame kits.

To file front-to-back, use the following converter bars:


- Sold individually, not in pairs.

Model No.	D	Wt.	List Price
ARC12CB	12"	1 #	\$32
ARC15CB	15"	1 #	\$34

Upright Rollout Supports (sold in pairs)

Required on each side of ARC Rotary File with Rollout Components.

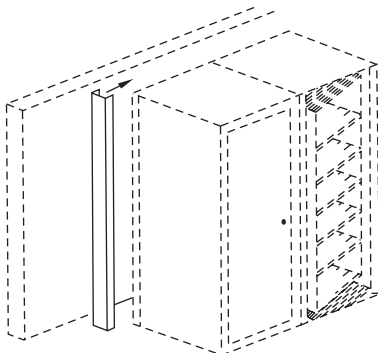
Model No.	Description	List Price
URS6	6-Tier Supports	\$33
URS7	7-Tier Supports	\$33
URS8	8-Tier Supports	\$33



Center Panels (CP)

Used as security or privacy panel between front and back sections of cabinet.

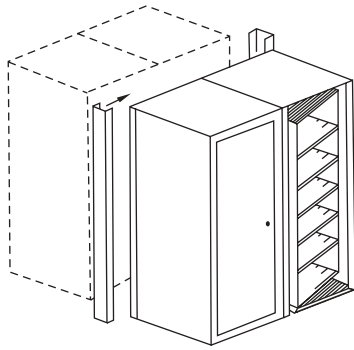
Model No.	W	H	Wt.	List Price
ARC2472CP	23"	6-tier	19 #	\$85
ARC3072CP	29"	6-tier	24 #	\$91
ARC2482CP	23"	7-tier	22 #	\$95
ARC3082CP	29"	7-tier	28 #	\$102
ARC2493CP	23"	8-tier	25 #	\$109
ARC3093CP	29"	8-tier	32 #	\$116



Wall Closure Strips (WCS)

Closes space between ARC unit and wall. Letter: 5 1/4", Legal: 6 1/2".

Model No.	D	H	Wt.	List Price
ARC2472WCS	12"	6-tier	18 #	\$50
ARC3072WCS	15"	6-tier	20 #	\$45
ARC2482WCS	12"	7-tier	23 #	\$58
ARC3082WCS	15"	7-tier	28 #	\$75
ARC2493WCS	12"	8-tier	27 #	\$68
ARC3093WCS	15"	8-tier	30 #	\$71



Back-to-Back Closure Strips (BTB)

Used to enclose the space between two ARC units when placed back-to-back.
Letter: 10 1/2", Legal: 13".

Model No.	D	H	Wt.	List Price
ARC2472BTB	LTR	6-tier	32 #	\$76
ARC3072BTB	LGL	6-tier	32 #	\$81
ARC2482BTB	LTR	7-tier	40 #	\$78
ARC3082BTB	LGL	7-tier	40 #	\$87
ARC2493BTB	LTR	8-tier	48 #	\$95
ARC3093BTB	LGL	8-tier	48 #	\$102



End Panel Assemblies (EP)


Model No.	D	H	Wt.	List Price
ARC2472EP	LTR	6-tier	42 #	\$239
ARC3072EP	LGL	6-tier	50 #	\$269
ARC2482EP	LTR	7-tier	54 #	\$269
ARC3082EP	LGL	7-tier	64 #	\$279
ARC2493EP	LTR	8-tier	69 #	\$299
ARC3093EP	LGL	8-tier	82 #	\$319

FLIP-N-FILE CABINET

A flipper door cabinet system for high-density, color-coded filing.

- The Flip-n-File Cabinet comes fully assembled and ready to use.
Choose from a Letter cabinet "L," Legal cabinet "G," Letter cabinet without doors "LN" or a Legal cabinet without doors "GN."
- Shelves are fixed with a 10 1/4"H clear spacing between shelves.
- All units come with two (2) file dividers per shelf.
- Lock for 7-tier cabinet is between the third and fourth doors.
- Lock for the 5- and 6-tier cabinet is located at the top of the cabinet.
- Door pulls are bright aluminum.

Standard Finishes: Pebble Gray, Tan Value 1, Sand, Mist and Black **ONLY**.



Model No.	W	H	D	Wt.	List Price
FD5L	36"	69 3/4"	13 3/4"	165 #	\$949
FD5G	36"	69 3/4"	16 3/4"	170 #	\$999
FD6LN	36"	75 7/8"	16 3/4"	145 #	\$749
FD6GN	36"	75 7/8"	13 3/4"	160 #	\$799
FD6L	36"	75 7/8"	13 3/4"	180 #	\$1049
FD6G	36"	75 7/8"	16 3/4"	190 #	\$1099
FD7LN	36"	87 1/8"	16 1/4"	130 #	\$849
FD7GN	36"	87 1/8"	13 1/4"	145 #	\$899
FD7L	36"	87 1/8"	16 1/4"	170 #	\$1249
FD7G	36"	87 1/8"	16 1/4"	195 #	\$1299

Freight Program Applies: **i**

INSERTABLES® SYSTEMS

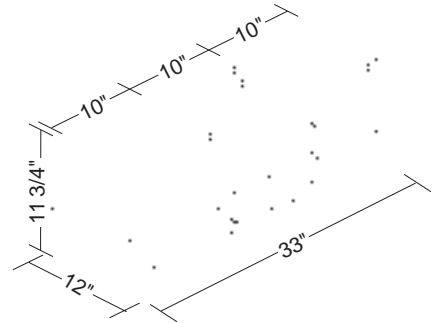
The unique Insertables® shelving system fits any standard overhead cabinet, or can be used to organize storage cabinet shelves, or even on desktops as a mini-sorter. Store forms, literature, file folders, binders, and more!

- Patented Kwik-Shelf™ system provides locking shelves that adjust on 1/2"H increments.
- Centered thumb-cuts and beveled front shelf flanges allow quick retrieval of materials.
- All-steel construction will last a lifetime. Rubber feet add stability and surface protection.

Standard Finishes: Pebble Gray or Sand

Manager's System

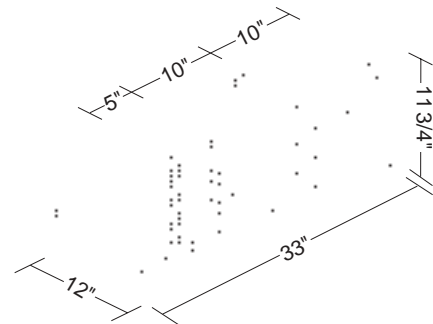
Provides 12 pockets, each 10"W x 12"D x 3"H (height adjustable in 1/2" increments). Pebble Gray or Sand.



Model No.	Wt./ Cartons	List Price
KB3312D	33 # / 1	\$212

Administrator's System

Provides eight 10"W x 12"D x 3"H and four 5"W x 12"D x 3"H pockets (height adjustable in 1/2" increments). Two dividers. Pebble Gray or Sand.




Model No.	Wt./ Cartons	List Price
KB3312E	33 # / 1	\$237

MOBILIZERS™

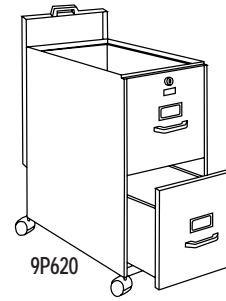
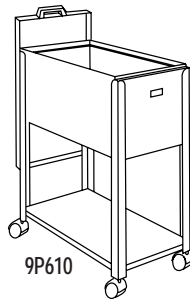
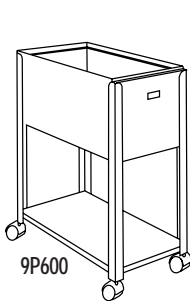
Mayline Customer Service: 1-800-822-8037

- Mobile storage for letter and legal size hanging files.
- Heavy-gauge steel construction with 4 non-locking casters.
- Models available with or without sliding top and full-extension drawer.
- Units with lower shelf accommodate full-height binders and all units fit under most desks.
- Units with sliding top and/or drawer feature lock.
- Drawer pull included.
- 9P600 and 9P610 models are UPS-able.

Standard Finishes: Black, Mist and Putty.

Freight Program Applies: 

Model No.	Description	Dimensions	Wt.	List Price
Letter Size				
9P600	Open File	26 3/8"H x 13 3/8"W x 24"D	28 #	\$168
9P610	File with lid	27 1/16"H x 13 1/2"W x 24 3/8"D	34 #	\$216
9P620	File with lid and drawer	27 1/16"H x 15"W x 24 3/8"D	57 #	\$445
Legal Size				
9P611	File with lid	27 1/16"H x 16 1/2"W x 24 3/8"D	38 #	\$294
9P621	File with lid and drawer	27 1/16"H x 18"W x 24 3/8"D	64 #	\$549



VERTICAL HANGING FILES

Mayline Customer Service: 1-800-822-8037

Ideal choice for economical, mobile filing of active documents.

Rolling Stands: Constructed of tubular steel finished with an electrostatically applied high solid polyester paint. Front locking casters.

Clamps: Spring-loaded metal mounting clips with metal wing knobs.

Hangers: Metal pivot hangers for easy removal of clamps.

Freight Program Applies: **I**

Model No.

Vertical File Rolling Stand Complete

	Max. Filing Width	Description	Wt.	List Price
9321	18"	Rolling stand w/12 hangers and clamps	63#	\$744
9322	24"	Rolling stand w/12 hangers and clamps	66#	\$776
9323	30"	Rolling stand w/12 hangers and clamps	69#	\$812
9324	36"	Rolling stand w/12 hangers and clamps	71#	\$876
9325	42"	Rolling stand w/12 hangers and clamps	75#	\$919
9329		Rolling stand only; Height adjusts to 60" Depth adjusts to 43"	39#	\$308
9329H		Rolling stand w/hangers (no clamps)	51#	\$486

Color: Standard - Sand Beige



Vertical File Wall Rack Complete

	Max. Filing Width	Description	Wt.	List Price
9301	18"	Wall rack w/12 hangers and clamps	46#	\$474
9302	24"	Wall rack w/12 hangers and clamps	48#	\$508
9303	30"	Wall rack w/12 hangers and clamps	50#	\$541
9304	36"	Wall rack w/12 hangers and clamps	54#	\$606
9305	42"	Wall rack w/12 hangers and clamps	58#	\$648
9309		Wall rack only; 10 1/4"H to 23 7/8"L	6.5#	\$38
9309H		Wall rack w/12 hangers (no clamps)	18.5#	\$215

Color: Standard - Sand Beige

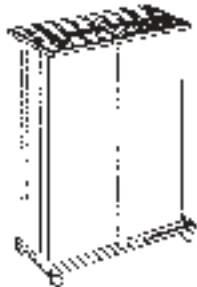


Expandable Mobile Plan Center - Adjustable vertical file cart

	Max. Filing Width	Description	Wt.	List Price
9429	27" - 39"	Expandable file cart, 40"-52" H x 16" D 1200 sheet, 12 clamp capacity	25#	\$380

Note: Accepts clamps of 24", 30", and 36" length. (not included)


Color: Standard - Sand Beige



Vertical File End Resting Wall Rack Complete

	Max. Filing Width	Description	Wt.	List Price
9311	18"	Wall rack with 12 clamps	18#	\$300
9312	24"	Wall rack with 12 clamps	22#	\$333
9313	30"	Wall rack with 12 clamps	24#	\$369
9314	36"	Wall rack with 12 clamps	28#	\$433
9315	42"	Wall rack with 12 clamps	32#	\$476
9319		Wall rack only for End Resting Clamps 8"H x 15"L	6#	\$43

Color: Standard - Sand Beige

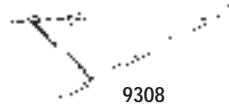


Clamps


Only	Size	Qty.	Wt.	List Price
93316	18"	6/ctn.	6#	\$128
93326	24"	6/ctn.	8#	\$146
93336	30"	6/ctn.	9#	\$163
93346	36"	6/ctn.	10#	\$195
93356	42"	6/ctn.	12#	\$216



Hangers Only	Description	Wt.	List Price
9308	For clamps 9331 - 9335 packed 12 per carton	12#	\$179



Data File	Description	Wt.	List Price
9390	Wall rack w/12 Data Files.	28#	\$227
9391	Single Data File extension w/12 Data Files. Use with 9321-25	32#	\$271
9397	Data Files only. Packed 12 per carton.	22#	\$189
9398	Single Data File extension w/o Data Files. Use with 9321-25	10#	\$82



Vertical File Parts	Description	Wt.	List Price
10550	Knobs, 12 per package	.50 #	\$28
10551	Springs, 12 per package	.50 #	\$17
10552	T-Bolts, 12 per package	.50 #	\$21
10553	Labels and Holders, 12 per package	1 #	\$20

Freight Program Applies: **i**

PLAN FILES, HORIZONTAL

WOOD PLAN FILES

- Drawer fronts and case sides are finished in oak.
- Drawer bottoms are hardboard.
- Antique brass drawer pulls.
- Bases are shipped unassembled.

Model No.

Wood Plan Files

For 24" x 36" Sheets		Overall Unit Sizes			Inside Dimensions			Wt.	List Price
		W	H	D	W	H	D		
7717U	Cap	40 5/16"	3/4"	27 3/4"	-	-	-	30#	\$309
7717C	Five-Drawer File	40 11/16"	13 7/8"	27 3/8"	37 5/8"	17/8"	25"	112#	\$1133
7717S	Bookshelf	40 11/16"	13 7/8"	27 3/8"	39 3/16"*	12 3/8"*	13 5/16"*	70#	\$697
7717W	Flush Base	40 11/16"	4"	25 3/8"	-	-	-	15#	\$296


Finishes: Standard - Naturalist, Golden Oak, Unfinished
 *Both sides of shelf unit.

For 30" x 42" Sheets		Overall Unit Sizes			Inside Dimensions			Wt.	List Price
		W	H	D	W	H	D		
7718U	Cap	45 5/8"	3/4"	34 3/4"	-	-	-	36#	\$398
7718C	Five-Drawer File	45 1/2"	13 7/8"	34 3/8"	42 3/8"	1 7/8"	32"	140#	\$1222
7718S	Bookshelf	45 1/2"	13 7/8"	34 3/8"	44"*	12 3/8"*	16 3/16"*	102#	\$781
7718W	Flush Base	45 1/2"	4"	32 3/8"	-	-	-	18#	\$329

Finishes: Standard - Naturalist, Golden Oak, Unfinished
 *Both sides of shelf unit.

For 36" x 48" Sheets		Overall Unit Sizes			Inside Dimensions			Wt.	List Price
		W	H	D	W	H	D		
7719U	Cap	53 7/16"	3/4"	40 3/4"	-	-	-	52#	\$490
7719C	Five-Drawer File	53 5/16"	13 7/8"	40 3/8"	50 3/16"	15/8"	38"	172#	\$1619
7719S	Bookshelf	53 5/16"	13 7/8"	40 3/8"	51 11/16"*	12 3/8"*	19 3/16"*	120#	\$883
7719W	Flush Base	53 5/16"	4"	38 3/8"	-	-	-	22#	\$383

Finishes: Standard - Naturalist, Golden Oak, Unfinished
 *Both sides of shelf unit.



MELAMINE FILE

Mayline Customer Service: 1-800-822-8037

Files are finished with durable white melamine with engineered core substrate. Drawer sides and runs are made of solid hardwood. Drawer bottoms are made of hardboard. Stackable three-high. Bases are shipped unassembled.
Color: White melamine (only)

Model No.

Melamine Plan File Specifications

For 24" x 36" Sheets		Overall Unit Sizes			Inside Dimensions			Wt.	List Price
		W	H	D	W	H	D		
7727U	Cap	40 3/4"	3/4"	27 3/4"	-	-	-	29 #	\$131
7727C	Five-Drawer File	40 11/16"	13 7/8"	27 3/8"	37 5/8"	1 7/8"	25"	127 #	\$730
7727S	Bookshelf	40 11/16"	13 7/8"	27 3/8"	39 3/16"	12 3/8"	12 3/8"	90 #	\$380
7827W	Flush Base	40 11/16"	4"	27 3/8"	-	-	-	17 #	\$202

Colors: Case and base are white.

*Both sides of shelf unit.

For 30" x 42" Sheets		Overall Unit Sizes			Inside Dimensions			Wt.	List Price
		W	H	D	W	H	D		
7728U	Cap	45 1/2"	3/4"	34 3/4"	-	-	-	40 #	\$183
7728C	Five-Drawer File	45 1/2"	13 7/8"	34 3/8"	42 3/8"	1 7/8"	32"	157 #	\$823
7728S	Bookshelf	45 1/2"	13 7/8"	34 3/8"	44"	12 3/8"	15 5/16"	113 #	\$442
7828W	Flush Base	45 1/2"	4"	34 3/8"	-	-	-	20 #	\$227

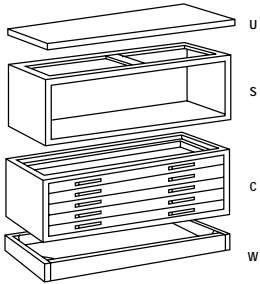
Colors: Case and base are white.

*Both sides of shelf unit.

For 36" x 48" Sheets		Overall Unit Sizes			Inside Dimensions			Wt.	List Price
		W	H	D	W	H	D		
7729U	Cap	53 7/16"	3/4"	40 3/4"	-	-	-	47 #	\$257
7729C	Five-Drawer File	53 5/16"	13 7/8"	40 3/8"	50 3/16"	1 5/8"	38"	184 #	\$1100
7729S	Bookshelf	53 5/16"	13 7/8"	40 3/8"	51 11/16"	12 3/8"	19 13/16"	130 #	\$567
7829W	Flush Base	53 5/16"	4"	40 3/8"	-	-	-	23 #	\$252

Colors: Case and base are white.

*Both sides of shelf unit.

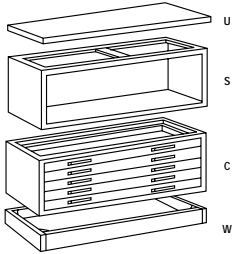


Drawer fronts are solid oak with decorative white drawer pulls. Cap, case sides, base and bookshelf are finished in white thermally-fused melamine. Drawer bottoms are hardboard. Stackable 3 high.

Color: White melamine w/ Naturalist drawer fronts (only)

Model No.

Stylist® Series Plan File Specifications



For 24" x 36" Sheets		Overall Unit Sizes			Inside Dimensions			Wt.	List Price
		W	H	D	W	H	D		
7727U	Cap, White Melamine	40 3/4"	3/4"	27 3/4"	-	-	-	29#	\$131
7827C	Five-Drawer Unit	40 11/16"	13 7/8"	27 3/8"	37 5/8"	1 7/8"	25"	123#	\$807
7727S	Bookshelf, White Melamine	40 11/16"	13 7/8"	27 3/8"	39 3/16"*	12 3/8"	12 3/8"*	90#	\$380
7827W	Flush Base, White Melamine	40 11/16"	4"	27 3/8"	-	-	-	17#	\$202

Colors: White Melamine, with Naturalist drawer fronts.
*Both sides of shelf unit.

For 30" x 42" Sheets		Overall Unit Sizes			Inside Dimensions			Wt.	List Price
		W	H	D	W	H	D		
7728U	Cap, White Melamine	45 1/2"	3/4"	34 3/4"	-	-	-	40#	\$183
7828C	Five-Drawer Unit	45 1/2"	13 7/8"	34 3/8"	42 5/8"	1 7/8"	32"*	155#	\$860
7728S	Bookshelf, White Melamine	45 1/2"	13 7/8"	34 3/8"	44"*	12 3/8"	15 5/16"*	113#	\$442
7828W	Flush Base, White Melamine	45 1/2"	4"	34 3/8"	-	-	-	20#	\$227

Colors: White Melamine, with Naturalist drawer fronts.
*Both sides of shelf unit.

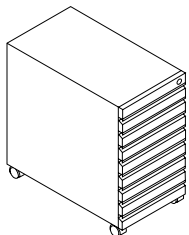
For 36" x 48" Sheets		Overall Unit Sizes			Inside Dimensions			Wt.	List Price
		W	H	D	W	H	D		
7729U	Cap, White Melamine	53 7/16"	3/4"	40 3/4"	-	-	-	47#	\$257
7829C	Five-Drawer Unit	53 5/16"	13 7/8"	40 3/8"	50 3/16"	1 5/8"	38"	187#	\$1116
7729S	Bookshelf, White Melamine	53 5/16"	13 7/8"	40 3/8"	51 11/16"*	12 3/8"*	19 13/16"*	130#	\$567
7829W	Flush Base, White Melamine	53 5/16"	4"	40 3/8"	-	-	-	23#	\$252

Colors: White Melamine, with Naturalist drawer fronts.
*Both sides of shelf unit.

MOBILE B-SIZE DRAWER FILE

Eight-drawer file stores up to 2,500 sheets. All-steel construction. Four casters: 2 locking, 2 non-locking. Gang lock.

Finishes: Sand Beige, White, Black, Gray



Mobile B-Size Plan File

Model No.	Overall Unit Sizes			Inside Dimensions			Wt.	List Price
	W	H	D	W	H	D		
9P810	15 1/4"	27 1/8"	27 3/4"	12 3/4"	1 3/4"	23 1/2"	109#	\$686

C-FILES

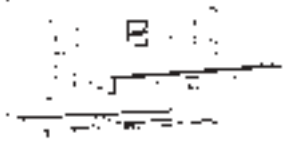
Mayline Customer Service: 1-800-822-8037

Self-contained steel C-Files® have integral cap and can be bolted together for stacking. Drawers have front metal plan depressor and rear hood to keep documents flat and orderly. (Dust covers optional.) High base designed to support one file.

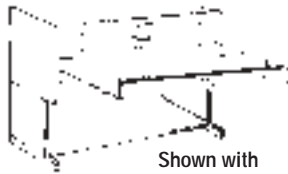
Standard paint finishes: Sand Beige, White, Black, Gray

Mayline Self-Contained Steel C-Files®		Overall Unit Sizes			Inside Drawer Sizes			Wt.	List Price
Model No.		W	H	D	W	H	D		
7867C	Five-Drawer File for 24" x 36" sheets	40 3/4"	15 3/8"	28 3/8"	37"	2"	25 3/4"	170#	\$1013
7867D	Five-Drawer w/Dust Cover for 24" x 36" sheets	40 3/4"	15 3/8"	28 3/8"	37"	2"	25 3/4"	177#	\$1125
7977C	Ten-Drawer File for 24" x 36" sheets	40 3/4"	15 3/8"	28 3/8"	37"	5/8"	25 3/4"	210#	\$2098
7977D	Ten-Drawer w/Dust Covers for 24" x 36" sheets	40 3/4"	15 3/8"	28 3/8"	37"	5/8"	25 3/4"	216#	\$2369
7877	20" High Base with Bookshelf for 24" x 36" size file	40 3/4"	20"	28 3/8"	33 3/4"	-	14 1/2"	52#	\$393
7867W	Flush Base for 24" x 36" size file	40 3/4"	4"	28 3/8"	-	-	-	14#	\$177
7868C	Five-Drawer File for 30" x 42" sheets	46 3/4"	15 3/8"	35 3/8"	43"	2"	32 3/4"	220#	\$1177
7868D	Five-Drawer File w/Dust Covers for 30" x 42" sheets	46 3/4"	15 3/8"	35 3/8"	43"	2"	32 3/4"	229#	\$1290
7978C	Ten-Drawer File for 30" x 42" sheets	46 3/4"	15 3/8"	35 3/8"	43"	5/8"	32 3/4"	305#	\$2186
7978D	Ten-Drawer w/Dust Covers for 30" x 42" sheets	46 3/4"	15 3/8"	35 3/8"	43"	5/8"	32 3/4"	310#	\$2476
7878	20" High Base with Bookshelf for 30" x 42" size file	46 3/4"	20"	35 3/8"	44 3/4"	-	14 1/2"	63#	\$417
7868W	Flush Base for 30" x 42" size file	46 3/4"	4"	35 3/8"	-	-	-	16#	\$196
7869C	Five-Drawer File for 36" x 48" sheets	53 3/4"	15 3/8"	41 3/8"	50"	2"	38 3/4"	275#	\$1404
7869D	Five-Drawer File w/Dust Covers for 36" x 48" sheets	53 3/4"	15 3/8"	41 3/8"	50"	2"	38 3/4"	279#	\$1517
7979C	Ten-Drawer File for 36" x 48" sheets	53 3/4"	15 3/8"	41 3/8"	50"	5/8"	38 3/4"	365#	\$2601
7979D	Ten-Drawer w/Dust Covers for 36" x 48" sheets	53 3/4"	15 3/8"	41 3/8"	50"	5/8"	38 3/4"	350#	\$2956
7879	20" High Base with Bookshelf for 36" x 48" size file	53 3/4"	20"	41 3/8"	51 3/4"	-	14 1/2"	70#	\$434
7869W	Flush Base for 36" x 48" size file	53 3/4"	4"	41 3/8"	-	-	-	18#	\$237

7867-68-69
C-FILE



Flush Base



Shown with
High Base

Interlocking steel plan files are designed for ease of stacking. Capacity of drawers may be increased by using Model No. 7965 and 7966 magnetic drawer dividers to arrange drawers for 1/2-, 1/4-, and 1/8-size drawing. Capacity - 1000 sheets vellum per file. Drawers have front metal plan depressor and rear hood to keep documents flat and orderly. Dust covers optional. 10-drawer files have patented tracing lifter for ease of retrieval.

Model No.

Hamilton Unit System Files

For 24" x 36" Sheets		Overall Unit Sizes			Inside Drawer Sizes			Wt.	List Price
		W	H	D	W	H	D		
1J1	Flat Cap	43 5/16"	3/4"	33 1/4"	-	-	-	33#	\$199
1J15	Five-Drawer File	43 5/16"	15 3/8"	32 1/2"	39 1/2"	2"	29"	188#	\$1255
1J15D	5-Drawer w/Dust Covers	43 5/16"	15 3/8"	32 1/2"	39 1/2"	2"	29"	195#	\$1390
1J117	Flush Base	43 5/16"	4"	32 1/2"	-	-	-	14#	\$199
1J100	Ten-Drawer File	43 5/16"	15 3/8"	32 1/2"	37 1/2"	3/4"	29"	421#	\$3679
7890X	Base Legs (set of 4)	-	6"	-	-	-	-	15#	\$133
7890Y	Base Legs (set of 4)	-	19 3/8"	-	-	-	-	45#	\$279



Base Option 7890X

For 30" x 42" Sheets		Overall Unit Sizes			Inside Drawer Sizes			Wt.	List Price
		W	H	D	W	H	D		
2J1	Flat Cap	49 5/16"	3/4"	39 1/4"	-	-	-	44#	\$254
2J15	Five-Drawer File	49 5/16"	15 3/8"	38 1/2"	45 1/2"	2"	35"	233#	\$1487
2J15D	5-Drawer w/Dust Covers	49 5/16"	15 3/8"	38 1/2"	45 1/2"	2"	35"	242#	\$1627
2J117	Flush Base	49 5/16"	4"	38 1/2"	-	-	-	16#	\$254
2J100	Ten-Drawer File	49 5/16"	15 3/8"	38 1/2"	43 1/2"	3/4"	35"	492#	\$4373
7890X	Base Legs (set of 4)	-	6"	-	-	-	-	15#	\$133
7890Y	Base Legs (set of 4)	-	19 3/8"	-	-	-	-	45#	\$279

For 36" x 48" Sheets		Overall Unit Sizes			Inside Drawer Sizes			Wt.	List Price
		W	H	D	W	H	D		
3J1	Flat Cap	55 5/16"	3/4"	45 1/4"	-	-	-	51#	\$304
3J15	Five-Drawer File	55 5/16"	15 3/8"	44 1/2"	51 1/2"	2"	41"	293#	\$1708
3J15D	5-Drawer w/Dust Covers	55 5/16"	15 3/8"	44 1/2"	51 1/2"	2"	41"	304#	\$1846
3J117	Flush Base	55 5/16"	4"	44 1/2"	-	-	-	18#	\$304
3J100	Ten-Drawer File	55 5/16"	15 3/8"	44 1/2"	49 1/2"	3/4"	41"	635#	\$5058
7890X	Base Legs (set of 4)	-	6"	-	-	-	-	15#	\$133
7890Y	Base Legs (set of 4)	-	19 3/8"	-	-	-	-	45#	\$279



Base Option 3J117

For 42" x 72" Sheets		Overall Unit Sizes			Inside Drawer Sizes			Wt.	List Price
		W	H	D	W	H	D		
4J1	Flat Cap	79 5/16"	3/4"	51 1/4"	-	-	-	103#	\$893
4J15D	5-Drawer w/Dust Covers	79 5/16"	15 3/8"	50 1/2"	75 1/2"	1 1/2"	47"	525#	\$4974
4J17	Flush Base	79 5/16"	4"	50 1/2"	-	-	-	92#	\$770

(Use Flush Base only.)

HAMILTON REGULAR SERIES PLAN FILES SPECIFICATIONS

Mayline Customer Service: 1-800-822-8037

Interlocking steel plan files are designed for ease of stacking. Drawers have front plan depressor and rear hood to keep documents flat and orderly. Drawers with dust covers are optional. May be integrated with Mayline files.

Model No.

		Overall Unit Sizes			Inside Drawer Sizes			Wt.	List Price
		W	H	D	W	H	D		
For 24" x 36" Sheets									
5J1	Flat Cap	40 3/4"	3/4"	29 1/4"	-	-	-	25#	\$176
5J15	Five-Drawer File	40 3/4"	15 3/8"	28 3/8"	37"	2"	25 3/4"	171#	\$1151
5J15D	5-Drawer w/Dust Covers	40 3/4"	15 3/8"	28 3/8"	37"	2"	25 3/4"	178#	\$1288
5J117	Flush Base	40 3/4"	4"	28 3/8"	-	-	-	14#	\$177



		Overall Unit Sizes			Inside Drawer Sizes			Wt.	List Price
		W	H	D	W	H	D		
For 30" x 42" Sheets									
6J1	Flat Cap	46 3/4"	3/4"	36 1/4"	-	-	-	30#	\$226
6J15	Five-Drawer File	46 3/4"	15 3/8"	35 3/8"	43"	2"	32 3/4"	211#	\$1317
6J15D	5-Drawer w/Dust Covers	46 3/4"	15 3/8"	35 3/8"	43"	2"	32 3/4"	220#	\$1453
6J117	Flush Base	46 3/4"	4"	35 3/8"	-	-	-	16#	\$196



		Overall Unit Sizes			Inside Drawer Sizes			Wt.	List Price
		W	H	D	W	H	D		
For 36" x 48" Sheets									
7J1	Flat Cap	53 3/4"	3/4"	42 1/4"	-	-	-	45#	\$272
7J15	Five-Drawer File	53 3/4"	15 3/8"	41 3/8"	50"	2"	38 3/4"	257#	\$1579
7J15D	5-Drawer w/Dust Covers	53 3/4"	15 3/8"	41 3/8"	50"	2"	38 3/4"	268#	\$1715
7J117	Flush Base	53 3/4"	4"	41 3/8"	-	-	-	18#	\$237
7890X	Base Legs (set of 4)	-	6"	-	-	-	-	15#	\$133
7890Y	Base Legs (set of 4)	-	19 3/8"	-	-	-	-	45#	\$279

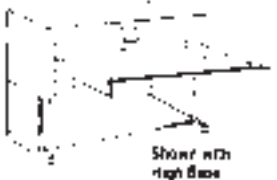
MUSEUM FILES SPECIFICATIONS

Self-contained Museum Files have integral cap and can be bolted together for stacking. Drawers have front metal plan depressor and rear hood to keep documents flat and orderly. Has fully enclosed drawer cabinet bottom. Drawer suspension uses greaseless nylon rimmed ball bearings to eliminate metal to metal contact and abrasion. Paint finish specially formulated to prevent outgassing. Optional high base supports one file.

		Overall Unit Sizes			Inside Drawer Sizes			Wt.	List Price
		W	H	D	W	H	D		
For 24" x 36" Sheets									
7667	Five-Drawer File	40 3/4"	15 3/8"	28 3/8"	37"	2"	25 3/4"	175#	\$1286
7677	Ten-Drawer File	40 3/4"	15 3/8"	28 3/8"	37"	5/8"	25 3/4"	345#	\$2573
7767W	Flush Base for 7667 & 7677	40 3/4"	4"	28 3/8"	-	-	-	14#	\$177
7877	20" High Base	40 3/4"	20"	28 3/8"	-	-	-	52#	\$393
For 30" x 42" Sheets									
7668	Five-Drawer File	46 3/4"	15 3/8"	35 3/8"	43"	2"	32 3/4"	225#	\$1485
7678	Ten-Drawer File	46 3/4"	15 3/8"	35 3/8"	43"	5/8"	32 3/4"	445#	\$2688
7768W	Flush Base for 7668 & 7678	46 3/4"	4"	35 3/8"	-	-	-	16#	\$196
7878	20" High Base	46 3/4"	20"	35 3/8"	-	-	-	63#	\$417
For 36" x 48" Sheets									
7669	Five-Drawer File	53 3/4"	15 3/8"	41 3/8"	50"	2"	38 3/4"	280#	\$1760
7679	Ten-Drawer File	53 3/4"	15 3/8"	41 3/8"	50"	5/8"	38 3/4"	550#	\$3190
7769W	Flush Base for 7669 & 7679	53 3/4"	4"	41 3/8"	-	-	-	18#	\$237
7879	20" High Base	53 3/4"	20"	41 3/8"	-	-	-	70#	\$434



Shown with Flush Base

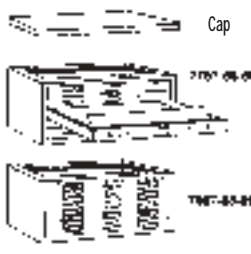


Shown with High Base

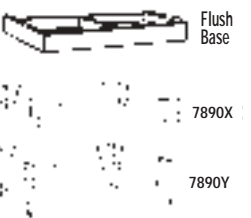
Available as five or ten-drawer stackable, interlocking units. Available with either front plan depressor or coated fabric dust covers. Stores up to 1,000 sheets.



For 24" x 36" Sheets			Overall Unit Sizes			Inside Drawer Sizes			Wt.	List Price
			W	H	D	W	H	D		
7767U	Steel Cap		40 3/4"	3/4"	29 1/4"	-	-	-	25#	\$176
7767	Five Drawer File		40 3/4"	15 3/8"	28 3/8"	37"	2"	25 3/4"	171#	\$1113
7767D	5-Drawer w/Dust Covers		40 3/4"	15 3/8"	28 3/8"	37"	2"	25 3/4"	178#	\$1245
7967	10-Drawer File		40 3/4"	15 3/8"	28 3/8"	37"	5/8"	26"	228#	\$2138
7967D	10-Drawer File, Dust Covers		40 3/4"	15 3/8"	28 3/8"	37"	5/8"	26"	230#	\$2416
7767W	Flush Base		40 3/4"	4"	-	-	-	-	14#	\$177
77671	Deep-Drawer File		40 3/4"	7 1/2"	28 3/8"	37"	4 3/4"	26"	65#	\$588
7764	Two-Drawer File		40 3/4"	7 1/2"	28 3/8"	37"	2"	25 3/4"	78#	\$690
7890X	Sanitary Base Legs		-	6"	-	-	-	-	15#	\$133
7890Y	Sanitary Base Legs		-	19 3/8"	-	-	-	-	45#	\$279




For 30" x 42" Sheets			Overall Unit Sizes			Inside Drawer Sizes			Wt.	List Price
			W	H	D	W	H	D		
7768U	Steel Cap	Cap	46 3/4"	3/4"	36 1/4"	-	-	-	30#	\$226
7768	Five-Drawer File		46 3/4"	15 3/8"	35 3/8"	43"	2"	32 3/4"	211#	\$1277
7768D	5-Drawer w/Dust Covers		46 3/4"	15 3/8"	35 3/8"	43"	2"	32 3/4"	220#	\$1410
7968	10-Drawer File		46 3/4"	15 3/8"	35 3/8"	43"	5/8"	33"	298#	\$2421
7968D	10-Drawer File, Dust Covers		46 3/4"	15 3/8"	35 3/8"	43"	5/8"	33"	300#	\$2742
7768W	Flush Base		46 3/4"	4"	35 3/8"	-	-	-	16#	\$196
7890X	Sanitary Base Legs		-	6"	-	-	-	-	15#	\$133
7890Y	Sanitary Base Legs		-	19 3/8"	-	-	-	-	45#	\$279



For 36" x 48" Sheets			Overall Unit Sizes			Inside Drawer Sizes			Wt.	List Price
			W	H	D	W	H	D		
7769U	Steel Cap	Flush Base	53 3/4"	3/4"	42 1/2"	-	-	-	45#	\$272
7769	Five-Drawer File		53 3/4"	15 3/8"	41 3/8"	50"	2"	38 3/4"	257#	\$1543
7769D	5-Drawer w/Dust Covers		53 3/4"	15 3/8"	41 3/8"	50"	2"	38 3/4"	267#	\$1674
7969	10-Drawer File		53 3/4"	15 3/8"	41 3/8"	50"	5/8"	39"	365#	\$2913
7969D	10-Drawer File, Dust Covers		53 3/4"	15 3/8"	41 3/8"	50"	5/8"	39"	375#	\$3311
7769W	Flush Base		53 3/4"	4"	41 3/8"	-	-	-	18#	\$237
7890X	Sanitary Base Legs		-	6"	-	-	-	-	15#	\$133
7890Y	Sanitary Base Legs		-	19 3/8"	-	-	-	-	45#	\$279



File Lock	Description	Wt.	List Price
90J006	Locking Device, steel latch fits all 5- and 10- drawer steel files	2#	\$80



Partitions for Metal Plan Files (Black only)			
7965	Plastic, magnetic divider for all steel 5-drawer files 6" x 1 5/8"W x 1 5/8" H	6 per pack	1# \$45
7966	Plastic, magnetic divider for all steel 10-drawer files 6"L x 1 5/8"W x 3/4"H	6 per pack	1# \$31

